



THE NATIONAL BASKETBALL LEAGUE OF CANADA WEEKLY REPORT

Volume 6, Issue 14

April 2, 2017

GAMES PLAYED

Mon. Mar. 27

Windsor 114, Moncton 99

Tue. Mar. 28

Saint John 133, Cape Breton 105
Kitchener-Waterloo 120, Niagara 103

Wed. Mar. 29

Saint John 117, Windsor 103

Thu. Mar. 30

Windsor 113, Island 105 (OT)

Fri. Mar. 31

Island 111, Orangeville 95
Cape Breton 119, Moncton 110

Sat. Apr. 1

Niagara 91, Kitchener-Waterloo 87
London 106, Windsor 101

Sun. Apr. 2

Saint John 117, Niagara 106
Orangeville 129, Cape Breton 111

ATLANTIC DIVISION

| Team | W | L | .PCT | GB |
|-------------|----|----|------|------|
| X-Halifax | 24 | 8 | .750 | -- |
| Saint John | 20 | 13 | .606 | 4.5 |
| The Island | 12 | 17 | .414 | 10.5 |
| Moncton | 11 | 20 | .355 | 12.5 |
| Cape Breton | 9 | 19 | .321 | 13 |

CENTRAL DIVISION

| Team | W | L | .PCT | GB |
|--------------------|----|----|------|------|
| X-London | 26 | 4 | .867 | -- |
| Windsor | 17 | 15 | .531 | 9 |
| Kitchener-Waterloo | 13 | 18 | .419 | 12.5 |
| Orangeville | 12 | 19 | .387 | 13.5 |
| Niagara | 10 | 21 | .322 | 15.5 |

X-clinched postseason berth.

UPCOMING GAMES

Mon. Apr. 3

Orangeville at Moncton, 7:00 pm

Wed. Apr. 5

Niagara at Windsor, 7:00 pm
Saint John at Orangeville, 7:00 pm
Cape Breton at London, 7:00 pm

Thu. Apr. 6

Kitchener-Waterloo at Moncton, 7:00 pm

Fri. Apr. 7

Kitchener-Waterloo at Island, 7:00 pm
Cape Breton at Niagara, 7:00 pm

Sat. Apr. 8

Cape Breton at Orangeville, 7:00 pm
Saint John at Windsor, 7:00 pm
London at Island, 7:00 pm




Sun. Apr. 9

London at Moncton, 2:00 pm
Kitchener-Waterloo at Halifax, 2:00 pm

All content Copyright © 2017 · National Basketball League of Canada. All Rights Reserved.
"The National Basketball League of Canada Weekly Report" is edited by Chuck Miller.

NBL TEAM REPORTS

| | | |
|---|---|---|
| <p>Cape Breton Highlanders Head Coach: Ben Resner Home arena: Centre 200 Highlandersbasketball.ca</p> | <p>While the Highlanders are still struggling to climb out of the NBL's Atlantic Division cellar, they did pick up one win out of three games this week. Booker Woodfox was the top Highlander in scoring with 22.7 ppg, while Chad Frazier added 19.0 ppg. Hank Thorns had 20 points in the one game he played. Billy Rush contributed 8.0 rebounds per game.</p> |  |
| <p>Halifax Hurricanes Coach: Mike Leslie Home arena: Scotiabank Centre halifaxhurricanes.ca</p> | <p>The Halifax Hurricanes did not play this week.</p> |  |
| <p>The Island Storm Head Coach: Joseph Salerno Home Venue: Eastlink Centre stormbasketball.ca</p> | <p>The Island Storm split two games this week, losing an overtime struggle to the Windsor Express, before rebounding for a win 24 hours later against Orangeville. Jahii Carson is making an argument for MVP, averaging 21.0 ppg this week. Tirrell Baines, Brad States and Akeem Wright posted 6.0 rebounds per game in the two contests.</p> |  |
| <p>KW Titans Head Coach: Serge Langis Home arena: Kitchener Memorial Auditorium kwtitans.com</p> | <p>The Titans and River Lions split two games this week, with Kitchener taking the first game with a record-breaking 25 three-pointers completed. Flenard Whitfield scored tons of points for the Titans, averaging 25.5 ppg this week, while Jason Calliste added 19.0 ppg in the two contests. A pair of Adams – Wing and Blazek – averaged 7.0 rebounds per game this week.</p> |  |
| <p>London Lightning Head Coach: Kyle Julius Home arena: Budweiser Gardens lightningbasketball.ca</p> | <p>London played only one game this week, but their 106-101 victory over the Windsor Express clinched the Bolts the Central Division regular season title, and with it, home-court advantage through the first two rounds of the playoffs. The big win was punctuated by 23 points from Ryan Anderson; Anderson also went 10-for-11 from the free throw line. Anderson also led the Lightning in assists with nine for the night.</p> |  |
| <p>Moncton Miracles Head Coach: Paul Mokeski Home arena: Moncton Coliseum miraclesbasketball.ca</p> | <p>After a strong five-game winning streak, the Moncton Miracles are now finding themselves falling backward in the NBL's Atlantic Division, with two losses this week. The Miracles' few bright lights this week were team leading scorer Russell Byrd, with 19.5 ppg, while Melvin Johnson III added 16.5 ppg of his own. Tim Mitchell was the top rebounder for Moncton, pulling down 11 rpg.</p> |  |
| <p>Niagara River Lions Head Coach: Keith Vassell Home Arena: Meridian Centre riverlions.ca</p> | <p>Despite winning one of three games this week, the Niagara River Lions fell to 21 losses on the season, guaranteeing them a losing regular season record. Still, the River Lions played strong, led by a powerful 27.3 ppg and 8.3 rpg from Kirk Williams Jr. Sammy Zeglinski dished out 7.7 assists per game this week.</p> |  |

| | | |
|---|--|---|
| <p>Orangeville A's Head Coach: Brandon Lesovsky Home Arena: Athlete Institute <i>asbasketball.ca</i></p> | <p>Orangeville went on the road, splitting two games with a loss to the Island and a Sunday afternoon win in Cape Breton. Stefan Nastic stepped up for the A's with 23.5 ppg; Corbin Thomas also stepped up for the A's with 18.5 ppg.</p> |  |
| <p>Saint John Riptide Head Coach: Rob Spon Home Venue: Harbour Station <i>sjriptide.ca</i></p> | <p>Don't write off the Saint John Riptide just yet – they packed three wins this week, narrowing the gap between them and the Halifax Hurricanes for the Atlantic Division top spot. Anthony Anderson finished with 25.7 ppg this week, followed by 21.7 from Gabe Freeman and 20.3 from Darin Mency. Brian Addison pulled down a team-high 8.0 rpg this week.</p> |  |
| <p>Windsor Express Head Coach: Bill Jones Home Venue: WFCU Centre Alt venue: Caessars Windsor <i>windsorexpress.ca</i></p> | <p>The Windsor Express went two-for-four this week, but those two wins helped make Windsor head coach Bill Jones the third coach in NBL Canada history to earn 100 regular season victories. Mid-season acquisition Juan Pattillo continues to be the hot star for the Express, averaging 16.0 ppg and 10.8 rpg, with Warren Ward's 13.5 ppg not far behind.</p> |  |

Game reports compiled via team press releases, and from articles appearing in newspapers from the teams' home locations.

NBL CANADA ATLANTIC DIVISION PLAYERS OF THE WEEK:

The National Basketball League of Canada is pleased to announce that Anthony Anderson of the Saint John Riptide has been named Atlantic Division Player of the Week for the week ending April 2, 2017. This is the sixth consecutive year in which Anderson has claimed Player of the Week Honours during the season.

Anderson, a 5'11" point guard from the University of Massachusetts, averaged 25.5 points per game in three Riptide victories, including notching a season-high 51 points in a victory over Cape Breton.

"I was at the game in Boston when Devin Booker scored 70 points," said Anderson, "so I got back on Sunday night, the first thing Gabe says to me is, Tydran Beaty had 46. So it's my turn to have a big night, my teammates set me up to make the shot. I felt so good in warmups, and I knew it was going to be a big night. I didn't expect it to be that big.

- January 1, 2017: Billy White, Halifax Hurricanes.
- January 8, 2017: Haakim Johnson, Saint John Riptide.
- January 15, 2017: Gabe Freeman, Saint John Riptide.
- January 22, 2017: Ta'Ouan Zimmerman, Halifax Hurricanes.
- January 29, 2017: Chad Frazier, Cape Breton Highlanders.
- February 5, 2017: Terry Thomas, Island Storm.
- February 12, 2017: Anthony Walker, Cape Breton Highlanders.
- February 19, 2017: Melvin Johnson III, Moncton Miracles.
- February 26, 2017: Tyrone Watson, Halifax Hurricanes.
- March 5, 2017: Antoine Mason, Halifax Hurricanes.
- March 12, 2017: Horace Wormely, Saint John Riptide.
- March 19, 2017: Tydran Beaty, Moncton Miracles.
- March 26, 2017: Jahii Carson, Island Storm.
- April 2, 2017: Anthony Anderson, Saint John Riptide.

NBL CANADA CENTRAL DIVISION PLAYERS OF THE WEEK:

The National Basketball League of Canada is pleased to announce that Adam Blazek of the Kitchener-Waterloo Titans has been named Central Division Player of the Week for the week ending April 2, 2017.

Blazek, a 6'1" guard who played collegiately at Gannon, set a franchise record with a 10-for-17 3-point shooting baragge in Tuesday night's KW win over the Niagara River Lions. His 10 3-pointers were part of a KW run of 25 three-pointers completed.

"What I think happened," said Titans head coach Serge Langis, "is that everybody fed off of everybody's confidence that night, it was a really high confident game for everybody. The ball moved well, the screens were set squarely, and Blaze made shots, he flat out made shots, he was locked in and played with confidence. He plays really hard, he plays well on both sides of the floor, he's a winner and he wants to win. He's a little bulldog out there, and when he gets that shot going, he's as good as anybody else in the NBL who shoots the three."

- January 1, 2017: Justin Moss, Orangeville A's.
- January 8, 2017: Royce White, London Lightning.
- January 15, 2017: Quinnel Brown, Windsor Express.
- January 22, 2017: Marcus Lewis, Niagara River Lions.
- January 29, 2017: Julian Boyd, London Lightning.
- February 5, 2017: Kyle Johnson, London Lightning.
- February 12, 2017: Juan Pattillo, Windsor Express.
- February 19, 2017: Doug Herring Jr., London Lightning.
- February 26, 2017: Ryan Anderson, London Lightning.
- March 5, 2017: Stefan Nastić, Orangeville A's.
- March 12, 2017: Royce White, London Lightning
- March 19, 2017: Juan Pattillo, Windsor Express.
- March 26, 2017: Warren Ward, Windsor Express.
- April 2, 2017: Adam Blazek, Kitchener-Waterloo Titans.

NBL CANADA COACH OF THE MONTH:

The National Basketball League of Canada is pleased to announce that Kyle Julius of the London Lightning has been named Coach of the Month for the Month of March 2017. This is the second time this season that Julius has earned Coach of the Month honours.

Under Julius, the Lightning compiled a 7-1 record, and locked up the NBL Central Division regular season title, and with it, home-court advantage in the first two rounds of the playoffs.

- January 2017: Mike Leslie, Halifax Hurricanes.
- February 2017: Kyle Julius, London Lightning.
- March 2017: Kyle Julius, London Lightning.

NBL CANADA TRIPLE DOUBLES, 2016-17 SEASON

- December 30, 2016: Hank Thorns, Cape Breton at Saint John (19 points, 11 assists, 10 rebounds)
- January 7, 2017: Royce White, London v. Kitchener-Waterloo (17 points, 13 rebounds, 11 assists)
- January 8, 2017: Royce White, London at Kitchener-Waterloo (30 points, 14 rebounds, 10 assists)
- February 9, 2017: Royce White, London at Niagara (21 points, 11 rebounds, 10 assists)
- February 26, 2017: Royce White, London at Cape Breton (15 pts, 14 rebounds, 10 assists)

NBL CANADA HEAD-TO-HEAD ACTION

| | LON | WIN | NIA | KW | ORA | CB | HFX | SJ | MNC | ISL |
|-------------|---------|---------|---------|---------|---------|---------|---------|---------|---------|---------|
| LONDON | | LON 4-1 | LON 7-1 | LON 5-1 | LON 4-1 | LON 1-0 | LON 2-0 | LON 1-0 | LON 1-0 | |
| WINDSOR | LON 4-1 | | NIA 4-2 | WIN 5-1 | WIN 4-3 | 1-1 | HFX 1-0 | | WIN 1-0 | WIN 1-0 |
| NIAGARA | LON 7-1 | NIA 4-2 | | KW 5-2 | ORA 3-2 | | | STJ 2-0 | MNC 1-0 | NIA 1-0 |
| KW TITANS | LON 5-1 | WIN 5-1 | KW 5-2 | | 3-3 | 1-1 | HFX 1-0 | STJ 1-0 | KW 1-0 | |
| ORANGEVILLE | LON 4-1 | WIN 4-3 | ORA 3-2 | 3-3 | | ORA 1-0 | HFX 2-0 | | | ISL 2-0 |
| CAPE BRETON | LON 1-0 | 1-1 | | 1-1 | ORA 1-0 | | HFX 4-2 | STJ 5-1 | 3-3 | 2-2 |
| HALIFAX | LON 2-0 | HFX 1-0 | | HFX 1-0 | HFX 2-0 | HFX 4-2 | | HFX 4-3 | HFX 6-0 | HFX 6-1 |
| SAINT JOHN | LON 1-0 | | STJ 2-0 | STJ 1-0 | | STJ 5-1 | HFX 4-3 | | STJ 4-2 | ISL 4-3 |
| MONCTON | LON 1-0 | WIN 1-0 | MNC 1-0 | KW 1-0 | | 3-3 | HFX 6-0 | STJ 4-2 | | MNC 4-3 |
| ISLAND | | WIN 1-0 | NIA 1-0 | | ISL 2-0 | 2-2 | HFX 6-1 | ISL 4-3 | MNC 4-3 | |

NATIONAL BASKETBALL LEAGUE OF CANADA PLAYOFF STANDINGS

AS OF APRIL 2, 2017

ATLANTIC DIVISION

| Team | W | L | .PCT | |
|-------------|----|----|------|---------------------------------------|
| X-Halifax | 24 | 8 | .750 | #1 Seed Magic # = 4 Saint John |
| Saint John | 20 | 13 | .606 | #2 Seed Magic # = 4 ISL, 1 MNC, 2 CPB |
| The Island | 12 | 17 | .414 | #3 Seed Magic # = 9 MNC, 10 CPB |
| Moncton | 11 | 20 | .355 | #4 Seed Magic # = 11 Cape Breton |
| Cape Breton | 9 | 19 | .321 | #4 Seed Magic # = 12 Moncton |

CENTRAL DIVISION

| Team | W | L | .PCT | |
|-------------|----|----|------|---------------------------------------|
| London | 26 | 4 | .867 | #1 SEED, CENTRAL DIVISION |
| Windsor | 17 | 15 | .531 | #2 Seed Magic # = 6 KTW, 5 ORA, 3 NIA |
| KW Titans | 13 | 18 | .419 | #3 Seed Magic # = 9 ORA, 7 NIA |
| Orangeville | 12 | 19 | .387 | #4 Seed Magic # = 8 Niagara |
| Niagara | 10 | 21 | .322 | #4 Seed Magic # = 12 Orangeville |

NUMBER ONE OVERALL SEED

| Team | W | L | .PCT | |
|---------|----|---|------|----------------------------------|
| London | 26 | 4 | .867 | #1 Overall Magic = 7 HFX, 2 STJ |
| Halifax | 24 | 8 | .750 | #1 Overall Magic = 13 LON, 4 STJ |

(London holds tiebreaker over Halifax – 2-0 in head-to-head competition)

The National Basketball League of Canada has confirmed the following playoff format for the 2016-17 NBL season. The top four teams in each division will advance to the postseason.

The magic number listed will count down to clinching the regular season division lead. When the magic number reaches zero, the team in first place has mathematically clinched the division title.

In the NBL quarterfinals, teams #1-#4 and teams #2-#3 will play each other in a best-of-five series, with a 2-2-1 format. The higher seed will have home court for games 1, 2 and (if necessary) 5.

In the NBL semifinals, the divisional teams will face each other in a best-of-seven series, with a 2-2-1-1-1 format. The higher seed will host games 1, 2,

and (if necessary) 5 and 7.

The remaining team in each division will play each other in the NBL Finals, which will be a best-of-seven series with a 2-3-2 format. The team with the higher regular season winning percentage will receive home court advantage for Games 1, 2 and (if necessary) 6 and 7. The winner of that series will be named National Basketball League of Canada Playoff Champion and receive a championship trophy commemorating their victory.

In the event that two or more teams are tied in terms of playoff seeding, the following tiebreakers will take place, in order of importance:

- (1) head-to-head record shall determine the winner;
- (2) if still a tie, head-to-head record against common opponents will determine the winner;
- (3) if still a tie, points scored in head to head competition will determine the winner;
- (4) if still a tie, average margin of victory against common opponents will determine the winner;
- (5) if still a tie, the team correctly calling the flip of a coin will be seeded higher.

Playoff format subject to change due to venue availability.

NBL PLAYER STATS (courtesy DakStats, <http://www.dakstats.com>)

| SCORING AVERAGE | G | FG | 3P | FT | PTS | AVG |
|----------------------------------|----|-----|-----|-----|-----|------|
| Anthony Anderson, Saint John | 28 | 224 | 86 | 135 | 669 | 23.9 |
| Gabe Freeman, Saint John | 27 | 213 | 41 | 155 | 622 | 23.0 |
| Jahii Carson, Island | 29 | 202 | 42 | 179 | 625 | 21.6 |
| Terry Thomas, Island | 23 | 161 | 24 | 103 | 449 | 19.5 |
| Royce White, London | 29 | 209 | 8 | 106 | 532 | 18.3 |
| R. Hollis-Jefferson, Orangeville | 30 | 191 | 31 | 133 | 546 | 18.2 |
| Melvin Johnson III, Moncton | 27 | 169 | 78 | 75 | 491 | 18.2 |
| Booker Woodfox, Cape Breton | 25 | 155 | 80 | 56 | 446 | 17.8 |
| Stefan Nastic, Orangeville | 20 | 130 | 8 | 79 | 347 | 17.4 |
| Ryan Anderson, London | 30 | 161 | 106 | 80 | 508 | 16.9 |

| SCORING AVERAGE | G | FG | 3P | FT | PTS | AVG |
|----------------------------|----|-----|----|-----|-----|------|
| Billy White, Halifax | 29 | 196 | 4 | 92 | 488 | 16.8 |
| Kirk Williams Jr., Niagara | 31 | 197 | 26 | 90 | 510 | 16.5 |
| Antoine Mason, Halifax | 30 | 164 | 40 | 122 | 490 | 16.3 |
| Chad Frazier, Cape Breton | 25 | 146 | 28 | 84 | 404 | 16.2 |
| Juan Pattillo, Windsor | 19 | 126 | 1 | 50 | 303 | 15.9 |
| Warren Ward, Windsor | 32 | 175 | 94 | 46 | 490 | 15.3 |
| CJ Washington, Halifax | 23 | 134 | 20 | 58 | 346 | 15.0 |
| Russell Byrd, Moncton | 31 | 155 | 99 | 54 | 463 | 14.9 |
| Julian Boyd, London | 29 | 167 | 40 | 57 | 431 | 14.9 |
| Malik Story, Moncton | 29 | 156 | 81 | 34 | 427 | 14.7 |

| REBOUNDS | G | REB | AVG |
|------------------------------|----|-----|-------|
| Juan Pattillo, Windsor | 19 | 196 | 10.32 |
| Gabe Freeman, Saint John | 27 | 262 | 9.70 |
| Royce White, London | 29 | 269 | 9.28 |
| Tim Mitchell, Moncton | 30 | 269 | 8.97 |
| Chadrack Lufile, Cape Breton | 25 | 209 | 8.36 |
| AJ Stewart, Island | 23 | 183 | 7.96 |
| Stefan Nastic, Orangeville | 20 | 157 | 7.85 |
| Brian Addison, Saint John | 32 | 241 | 7.53 |
| Billy White, Halifax | 29 | 217 | 7.48 |
| Tydran Beaty, Moncton | 30 | 222 | 7.40 |

| 3-POINTERS MADE (min 50 made) | G | 3P | 3Ppg |
|---------------------------------|----|-----|------|
| Ryan Anderson, London | 30 | 106 | 3.53 |
| Booker Woodfox, Cape Breton | 25 | 80 | 3.20 |
| Russell Byrd, Moncton | 31 | 99 | 3.19 |
| Anthony Anderson, Saint John | 28 | 86 | 3.07 |
| Warren Ward, Windsor | 32 | 94 | 2.94 |
| Melvin Johnson III, Moncton | 27 | 78 | 2.89 |
| Malik Story, Moncton | 29 | 81 | 2.79 |
| Adam Blazek, Kitchener-Waterloo | 31 | 82 | 2.65 |
| Wally Ellenson, Windsor | 31 | 75 | 2.42 |
| Joel Friesen, London | 30 | 63 | 2.10 |

| BLOCKED SHOTS | G | BLK | AVG |
|------------------------------------|----|-----|------|
| Samuel Muldrow, Niagara | 17 | 45 | 2.65 |
| Anthony Stover, Saint John | 23 | 56 | 2.43 |
| Anthony Walker, Cape Breton | 17 | 32 | 1.88 |
| Austin Witter, Cape Breton | 19 | 34 | 1.79 |
| Nick Evans, Windsor | 30 | 48 | 1.60 |
| Cavell Johnson, Kitchener-Waterloo | 28 | 44 | 1.57 |
| Jamell Harris, Kitchener-Waterloo | 16 | 24 | 1.50 |
| Jernard Jarreau, Windsor | 31 | 46 | 1.48 |
| Renaldo Dixon, Halifax | 32 | 45 | 1.41 |
| Tim Mitchell, Moncton | 30 | 41 | 1.37 |

| STEALS | G | STL | AVG |
|--------------------------------------|----|-----|------|
| Terry Thomas, Island | 23 | 55 | 2.39 |
| Doug Herring Jr., London | 19 | 42 | 2.21 |
| Rahlir Hollis-Jefferson, Orangeville | 30 | 66 | 2.20 |
| Maurice Jones, Windsor | 32 | 65 | 2.03 |
| Korie Lucious, Moncton | 13 | 26 | 2.00 |
| Horace Wormely, Saint John | 25 | 50 | 2.00 |
| Marcus Lewis, Niagara | 28 | 53 | 1.89 |
| Sammy Zeglinski, Niagara | 18 | 33 | 1.83 |
| Ryan Anderson, London | 30 | 52 | 1.73 |
| Adam Blazek, Kitchener-Waterloo | 31 | 53 | 1.71 |

| ASSISTS (min 15 games played) | G | AST | AVG |
|-------------------------------|----|-----|------|
| Doug Herring Jr., London | 19 | 146 | 7.68 |
| Maurice Jones, Windsor | 32 | 241 | 7.53 |
| Darren Duncan, Windsor | 17 | 127 | 7.47 |
| Clifford Clinkscales, Halifax | 32 | 237 | 7.41 |
| Sammy Zeglinski, Niagara | 18 | 123 | 6.83 |
| Alex Johnson, Orangeville | 21 | 142 | 6.76 |
| Jahii Carson, Island | 29 | 189 | 6.52 |
| Horace Wormely, Saint John | 25 | 156 | 6.24 |
| Anthony Anderson, Saint John | 28 | 168 | 6.00 |
| Royce White, London | 29 | 174 | 6.00 |

| FIELD GOAL PERCENTAGE (min 90 att) | FGM | FGA | PCT |
|------------------------------------|-----|-----|------|
| Anthony Walker, Cape Breton | 65 | 93 | .699 |
| Billy White, Halifax | 196 | 316 | .620 |
| Tim Mitchell, Moncton | 124 | 201 | .617 |
| Slim Magee, Orangeville | 73 | 119 | .613 |
| Carl Hall, Niagara | 74 | 121 | .612 |
| Tyrone Watson, Halifax | 139 | 234 | .594 |
| Theo Davis, Moncton | 55 | 93 | .591 |
| Al Stewart, Island | 107 | 187 | .572 |
| Royce White, London | 209 | 371 | .563 |
| DeAndre Thomas, Windsor | 112 | 203 | .552 |

| FREE THROW PERCENTAGE (min 75 attempts) | FTM | FTA | PCT |
|---|-----|-----|------|
| Ryan Anderson, London | 80 | 90 | .889 |
| Adam Blazek, Kitchener-Waterloo | 74 | 88 | .841 |
| Anthony Anderson, Saint John | 135 | 162 | .833 |
| Jahii Carson, Island | 179 | 219 | .817 |
| Doug Herring Jr., London | 71 | 88 | .807 |
| Chad Frazier, Cape Breton | 84 | 105 | .800 |

| 3-POINT FIELD GOALS PERCENTAGE (min 80 att) | 3PM | 3PA | PCT |
|---|-----|-----|------|
| Joel Friesen, London | 63 | 136 | .463 |
| Brandan Kearney, WIN-Moncton | 60 | 136 | .441 |
| Horace Wormely, Saint John | 37 | 86 | .430 |
| Marvin Phillips, London | 34 | 80 | .425 |
| Adam Wing, Kitchener-Waterloo | 47 | 111 | .423 |
| Booker Woodfox, Cape Breton | 80 | 191 | .419 |
| Melvin Johnson III, Moncton | 78 | 192 | .406 |
| Jason Calliste, Kitchener-Waterloo | 42 | 104 | .404 |
| Jahii Carson, Island | 42 | 104 | .404 |
| Wally Ellenson, Windsor | 75 | 187 | .401 |

NATIONAL BASKETBALL LEAGUE OF CANADA SCHEDULES AND RESULTS

CAPE BRETON HIGHLANDERS GAME-BY-GAME

| Date | H/A | Opponent | Score | W | L | Rec | Att | Leading Scorer |
|------------|-----|---------------------------|--------------|---|---|------|-------|---|
| 12/26/2016 | H | Halifax Hurricanes | 102-104 | | L | 0-1 | 3,200 | Chadrack Lufille (17) |
| 12/28/2016 | A | Moncton Miracles | 108-110 | | L | 0-2 | 1,754 | Derron Scott (21) |
| 12/30/2016 | A | Saint John Riptide | 94-109 | | L | 0-3 | 1,465 | Booker Woodfox (21) |
| 1/1/2017 | H | Island Storm | 117-113 | W | | 1-3 | 2,100 | Booker Woodfox (27) |
| 1/5/2017 | A | Halifax Hurricanes | 86-103 | | L | 1-4 | 1,192 | Booker Woodfox (21) |
| 1/6/2017 | H | Island Storm | 107-115 | | L | 1-5 | 1,150 | Hank Thorns (25) |
| 1/13/2017 | A | Saint John Riptide | 101-113 | | L | 1-6 | 1,392 | Shaquille Keith (18), Charles Mann Jr. (18) |
| 1/15/2017 | H | Moncton Miracles | 96-88 | W | | 2-6 | 1,200 | Hank Thorns (17) |
| 1/20/2017 | H | Saint John Riptide | 87-105 | | L | 2-7 | 1,612 | Deron Scott (21) |
| 1/21/2017 | H | Halifax Hurricanes | 108-112 (OT) | | L | 2-8 | 1,724 | Chad Frazier (35) |
| 1/26/2017 | A | Island Storm | 122-114 | W | | 3-8 | 1,623 | Chad Frazier (37) |
| 1/29/2017 | H | Windsor Express | 103-100 | W | | 4-8 | 1,520 | Shaquille Keith (27) |
| 2/3/2017 | A | Saint John Riptide | 105-104 | W | | 5-8 | 1,521 | Charles Mann Jr (21) |
| 2/4/2017 | A | Island Storm | 95-112 | | L | 5-9 | 1,242 | Booker Woodfox (31) |
| 2/10/2017 | A | Halifax Hurricanes | 91-88 | W | | 6-9 | 1,478 | Chad Frazier (23) |
| 2/17/2017 | A | Windsor Express | 92-113 | | L | 6-10 | 877 | Chad Frazier (23) |
| 2/19/2017 | A | Kitchener-Waterloo Titans | 105-111 | | L | 6-11 | 1,853 | Booker Woodfox (21), Shaquille Keith (21) |
| 2/25/2017 | H | Kitchener-Waterloo Titans | 105-111 | | L | 6-12 | 1,548 | Shaquille Keith (25) |
| 2/26/2017 | H | London Lightning | 94-133 | | L | 6-13 | 1,200 | Booker Woodfox (22) |
| 3/5/2017 | H | Halifax Hurricanes | 96-112 | | L | 6-14 | 1,450 | Chad Frazier (28) |
| 3/12/2017 | H | Moncton Miracles | 107-103 | W | | 7-14 | 1,380 | Chad Frazier (27) |
| 3/18/2017 | H | Saint John Riptide | 100-103 | | L | 7-15 | 2,042 | Booker Woodfox (19) |
| 3/19/2017 | A | Moncton Miracles | 95-120 | | L | 7-16 | 1,875 | Hank Thorns (25) |
| 3/20/2017 | A | Moncton Miracles | 111-127 | | L | 7-17 | 1,575 | Billy Rush (22) |
| 3/26/2017 | A | Halifax Hurricanes | 100-99 | W | | 8-17 | 3,583 | Chad Frazier (20) |
| 3/28/2017 | H | Saint John Riptide | 105-133 | | L | 8-18 | 1,100 | Booker Woodfox (22) |
| 3/31/2017 | H | Moncton Miracles | 119-110 | W | | 9-18 | 1,074 | Booker Woodfox (28) |
| 4/2/2017 | H | Orangeville A's | 111-129 | | L | 9-19 | 1,175 | Chadrack Lufille (19) |

HALIFAX HURRICANES GAME-BY-GAME

| Date | H/A | Opponent | Score | W | L | Rec | Att | Leading Scorer |
|------------|-----|---------------------------|--------------|---|---|------|-------|---|
| 12/26/2016 | H | Moncton Miracles | 98-93 | W | | 1-0 | 1,779 | Mike Poole (21), Billy White (21) |
| 12/27/2016 | A | Cape Breton Highlanders | 104-102 | W | | 2-0 | 3,200 | Anthony Cox (19) |
| 12/30/2016 | H | Island Storm | 94-91 | W | | 3-0 | 1,659 | Antoine Mason (20) |
| 1/5/2017 | H | Cape Breton Highlanders | 103-86 | W | | 4-0 | 1,192 | C.J. Washington (27) |
| 1/6/2017 | A | Moncton Miracles | 112-103 | W | | 5-0 | 1,475 | Ta'Quan Zimmerman (23) |
| 1/8/2017 | H | Orangeville A's | 108-82 | W | | 6-0 | 1,221 | Mike Poole (20) |
| 1/12/2017 | H | Island Storm | 110-104 | W | | 7-0 | 1,659 | C.J. Washington (25) |
| 1/19/2017 | A | Moncton Miracles | 113-108 | W | | 8-0 | 1,295 | Mike Poole (28) |
| 1/21/2017 | A | Cape Breton Islanders | 112-108 (OT) | W | | 9-0 | 1,724 | Ta'Quan Zimmerman (21) |
| 1/26/2017 | H | Saint John Riptide | 113-117 (OT) | | L | 9-1 | 1,321 | Antoine Mason (19) |
| 1/28/2017 | H | Windsor Express | 98-91 | W | | 10-1 | 1,935 | Ta'Quan Zimmerman (16) |
| 1/29/2017 | H | Island Storm | 120-102 | W | | 11-1 | 1,725 | Ta'Quan Zimmerman (20) |
| 2/2/2017 | A | Island Storm | 103-99 | W | | 12-1 | 1,731 | Tyrone Watson (26) |
| 2/4/2017 | A | Saint John Riptide | 110-93 | W | | 13-1 | 2,797 | Antoine Mason (24) |
| 2/5/2017 | A | Saint John Riptide | 103-109 | | L | 13-2 | 2,054 | Ta'Quan Zimmerman (18) |
| 2/10/2017 | H | Cape Breton Highlanders | 88-91 | | L | 13-3 | 1,478 | T. Zimmeraman (15), T. Watson (15), A. Mason (15) |
| 2/11/2017 | H | Moncton Miracles | 109-98 | W | | 14-3 | 2,013 | Billy White (35) |
| 2/17/2017 | A | Kitchener-Waterloo Titans | 102-100 | W | | 15-3 | 2,071 | Mike Poole (18) |
| 2/19/2017 | A | Orangeville A's | 108-101 | W | | 16-3 | 225 | Renaldo Dixon (27) |
| 2/20/2017 | A | London Lightning | 108-123 | | L | 16-4 | 7,852 | Billy White (23) |
| 2/22/2017 | H | Moncton Miracles | 119-97 | W | | 17-4 | | Mike Poole (21) |
| 2/23/2017 | H | London Lightning | 104-108 | | L | 17-5 | 1,474 | Antoine Mason (21) |
| 2/25/2017 | H | Saint John Riptide | 113-102 | W | | 18-5 | 2,501 | Antoine Mason (19) |
| 3/2/2017 | A | Saint John Riptide | 101-96 | W | | 19-5 | | Antoine Mason (21) |
| 3/3/2017 | A | Island Storm | 112-110 | W | | 20-5 | 2,140 | Antoine Mason (31) |
| 3/5/2017 | A | Cape Breton Highlanders | 112-96 | W | | 21-5 | 1,450 | Antoine Mason (22) |
| 3/12/2017 | A | Saint John Riptide | 95-97 | | L | 21-6 | 2,000 | Billy White (23) |
| 3/16/2017 | H | Saint John Riptide | 102-93 | W | | 22-6 | 3,090 | Billy White (25) |
| 3/19/2017 | A | Island Storm | 103-112 | | L | 22-7 | 2,260 | Renaldo Dixon (29) |
| 3/22/2017 | H | Island Storm | 105-100 | W | | 23-7 | 1,463 | Billy White (24) |
| 3/23/2017 | A | Moncton Miracles | 101-93 | W | | 24-7 | 1,683 | Antoine Mason (24) |
| 3/26/2017 | H | Cape Breton Highlanders | 99-100 | | L | 24-8 | 3,583 | Mike Poole (26) |

THE ISLAND STORM GAME-BY-GAME

| Date | H/A | Opponent | Score | W | L | Rec | Att | Leading Scorer |
|------------|-----|-------------------------|--------------|---|---|-------|-------|---------------------|
| 12/26/2016 | H | Saint John Riptide | 103-95 | W | | 1-0 | 2,212 | Terry Thomas (22) |
| 12/27/2016 | A | Saint John Riptide | 105-114 | | L | 1-1 | 1,904 | Tirrell Baines (26) |
| 12/30/2016 | A | Halifax Hurricanes | 91-94 | | L | 1-2 | 1,659 | Terry Thomas (23) |
| 12/31/2016 | H | Moncton Miracles | 103-100 | W | | 2-2 | 1,820 | Tirrell Baines (22) |
| 1/1/2017 | A | Cape Breton Highlanders | 113-117 | | L | 2-3 | 2,100 | Nick Okorie (25) |
| 1/6/2017 | A | Cape Breton Highlanders | 115-107 | W | | 3-3 | 1,150 | Jahil Carson (24) |
| 1/12/2017 | A | Halifax Hurricanes | 104-110 | | L | 3-4 | 1,659 | Nick Okorie (21) |
| 1/15/2017 | H | Saint John Riptide | 130-121 | W | | 4-4 | 2,310 | Nick Okorie (29) |
| 1/20/2017 | A | Niagara River Lions | 101-104 | | L | 4-5 | 2,000 | Jahil Carson (20) |
| 1/22/2017 | A | Orangeville A's | 127-107 | W | | 5-5 | 266 | Terry Thomas (22) |
| 1/26/2017 | H | Cape Breton Highlanders | 114-122 | | L | 5-6 | 1,623 | Nick Okorie (22) |
| 1/29/2017 | A | Halifax Hurricanes | 102-120 | | L | 5-7 | 1,725 | Jahii Carson (34) |
| 2/2/2017 | H | Halifax Hurricanes | 99-103 | | L | 5-8 | 1,731 | Terry Thomas (32) |
| 2/4/2017 | H | Cape Breton Highlanders | 112-95 | W | | 6-8 | 1,242 | Jahii Carson (30) |
| 2/12/2017 | H | Saint John Riptide | 115-113 | W | | 7-8 | 1,922 | Jahii Carson (29) |
| 2/17/2017 | H | Saint John Riptide | 113-109 | W | | 8-8 | 1,925 | Terry Thomas (30) |
| 2/18/2017 | A | Moncton Miracles | 110-131 | | L | 8-9 | 1,521 | Jahii Carson (19) |
| 2/20/2017 | H | Moncton Miracles | 110-94 | W | | 9-9 | 2,325 | Al Richter (24) |
| 2/26/2017 | A | Moncton Miracles | 93-96 | | L | 9-10 | 1,675 | Terry Thomas (21) |
| 3/3/2017 | H | Halifax Hurricanes | 110-112 | | L | 9-11 | 2,140 | Jahii Carson (39) |
| 3/9/2017 | A | Saint John Mill Rats | 99-125 | | L | 9-12 | | Al Stewart (19) |
| 3/14/2017 | A | Moncton Miracles | 113-118 | | L | 9-13 | | Akeem Ellis (23) |
| 3/16/2017 | H | Moncton Miracles | 108-111 (OT) | | L | 9-14 | 1,690 | Jahii Carson (26) |
| 3/19/2017 | H | Halifax Hurricanes | 112-103 | W | | 10-14 | 2,260 | Terry Thomas (26) |
| 3/22/2017 | A | Halifax Hurricanes | 100-105 | | L | 10-15 | 1,463 | Jahii Carson (33) |
| 3/23/2017 | A | Saint John Riptide | 92-94 | | L | 10-16 | 2,452 | Al Richter (23) |
| 3/26/2017 | H | Moncton Miracles | 139-128 | W | | 11-16 | 2,061 | Jahii Carson (31) |
| 3/30/2017 | H | Windsor Express | 105-113 (OT) | | L | 11-17 | 1,932 | Akeem Ellis (23) |
| 3/31/2017 | H | Orangeville 's | 111-99 | W | | 12-17 | 1,754 | Jahii Carson (20) |

KITCHENER-WATERLOO TITANS GAME-BY-GAME

| Date | H/A | Opponent | Score | W | L | Rec | Att | Leading Scorer |
|------------|-----|-------------------------|--------------|---|---|-------|-------|--|
| 12/26/2016 | H | Orangeville A's | 105-110 | | L | 0-1 | 2,210 | Orlando Coleman (20) |
| 12/27/2016 | A | Niagara River Lions | 120-105 | W | | 1-1 | 3,244 | Adam Blazek (22) |
| 1/7/2017 | A | London Lightning | 109-113 | | L | 1-2 | 3,267 | Adam Blazek (24) |
| 1/8/2017 | H | London Lightning | 126-116 (OT) | W | | 2-2 | 1,653 | A.J. Davis (19), Ricky Tarrant (19) |
| 1/10/2017 | H | Windsor Express | 108-114 | | L | 2-3 | 709 | Ricky Tarrant (20) |
| 1/13/2017 | A | Windsor Express | 90-102 | | L | 2-4 | 982 | A.J. Davis (24) |
| 1/14/2017 | A | London Lightning | 92-117 | | L | 2-5 | 7,020 | Greg Morrow (22) |
| 1/15/2017 | A | Orangeville A's | 92-105 | | L | 2-6 | 379 | Tramar Sutherland (17) |
| 1/20/2017 | A | Windsor Express | 88-86 | W | | 3-6 | 782 | A.J. Davis (19) |
| 1/24/2017 | H | Orangeville A's | 93-83 | W | | 4-6 | 1,157 | Adam Blazek (20) |
| 1/26/2017 | H | London Lightning | 97-105 | | L | 4-7 | 881 | Adam Blazek (16) |
| 1/29/2017 | A | Orangeville A's | 101-106 | | L | 4-8 | 244 | Ricky Tarrant (29) |
| 1/31/2017 | H | Niagara River Lions | 87-83 | W | | 5-8 | 1,305 | Ricky Tarrant (19) |
| 2/5/2017 | H | Moncton Miracles | 139-109 | W | | 6-8 | 1,305 | Ricky Tarrant (22) |
| 2/8/2017 | A | Windsor Express | 90-93 | | L | 6-9 | 2,173 | Ricky Tarrant (19), Jason Calliste (19) |
| 2/10/2017 | A | Orangeville A's | 110-98 | W | | 7-9 | 238 | Ricky Tarrant (24) |
| 2/12/2017 | A | Windsor Express | 74-85 | | L | 7-10 | 705 | Adam Blazek (17) |
| 2/17/2017 | H | Halifax Hurricanes | 100-102 | | L | 7-11 | 2,071 | Paul Cooper (23) |
| 2/19/2017 | H | Cape Breton Highlanders | 111-105 | W | | 8-11 | 1,853 | Ricky Tarrant (21) |
| 2/23/2017 | A | Saint John Riptide | 99-121 | | L | 8-12 | 1,774 | Ricky Tarrant (19) |
| 2/25/2017 | A | Cape Breton Highlanders | 111-105 | W | | 9-12 | 1,548 | Ricky Tarrant (32) |
| 3/7/2017 | A | Niagara River Lions | 92-88 | W | | 10-12 | 3,487 | Ed Horton (30) |
| 3/11/2017 | H | Orangeville A's | 96-89 | W | | 11-12 | | George Blakeney (19) |
| 3/12/2017 | H | Niagara River Lions | 96-103 | | L | 11-13 | | Ed Horton (17) |
| 3/16/2017 | A | London Lightning | 91-101 | | L | 11-14 | 4,138 | Flenard Whitfield (18) |
| 3/17/2017 | A | Orangeville A's | 99-103 | | L | 11-15 | | Jason Calliste (21) |
| 3/19/2017 | H | London Lightning | 90-95 (OT) | | L | 11-16 | 1,300 | Flenard Whitfield (21), Adam Blazek (21) |
| 3/23/2017 | A | Niagara River Lions | 105-93 | W | | 12-16 | 1,388 | Adam Blazek (21) |
| 3/25/2017 | H | Windsor Express | 89-93 | | L | 12-17 | 1,210 | Ed Horton (13) |
| 3/28/2017 | H | Niagara River Lions | 120-103 | W | | 13-17 | 1,235 | Adam Blazek (28) |
| 4/1/2017 | H | Niagara River Lions | 87-91 | | L | 13-18 | 1,043 | Flenard Whitfield (28) |

LONDON LIGHTNING GAME-BY-GAME

| Date | H/A | Opponent | Score | W | L | Rec | Att | Leading Scorer |
|------------|-----|---------------------------|--------------|---|---|------|-------|---|
| 12/26/2016 | H | Niagara River Lions | 106-107 | | L | 0-1 | 6,848 | Julian Boyd (20) |
| 12/30/2016 | A | Niagara River Lions | 134-106 | W | | 1-1 | 1,150 | Ryan Anderson (21), Kyle Johnson (21) |
| 1/1/2017 | H | Windsor Express | 129-105 | W | | 2-1 | 5,353 | Julian Boyd (26) |
| 1/4/2017 | A | Orangeville A's | 113-121 | | L | 2-2 | 324 | Julian Boyd (31) |
| 1/5/2017 | H | Niagara River Lions | 105-85 | W | | 3-2 | 2,367 | Garrett Williamson (22) |
| 1/7/2017 | H | Kitchener-Waterloo Titans | 113-109 | W | | 4-2 | 3,267 | Kyle Johnson (27) |
| 1/8/2017 | A | Kitchener-Waterloo Titans | 116-126 (OT) | | L | 4-3 | 1,653 | Royce White (30) |
| 1/14/2017 | H | Kitchener-Waterloo Titans | 117-92 | W | | 5-3 | 7,020 | Kyle Johnson (19) |
| 1/15/2017 | H | Windsor Express | 106-99 | W | | 6-3 | 6,876 | Ryan Anderson (32) |
| 1/18/2017 | A | Windsor Express | 91-87 | W | | 7-3 | 752 | Ryan Anderson (25) |
| 1/26/2017 | A | Kitchener-Waterloo Titans | 105-97 | W | | 8-3 | 881 | Royce White (23) |
| 1/28/2017 | H | Niagara River Lions | 110-90 | W | | 9-3 | 6,872 | Julian Boyd (32) |
| 1/29/2017 | A | Niagara River Lions | 117-89 | W | | 10-3 | 2,088 | Royce White (23) |
| 2/4/2017 | H | Moncton Miracles | 146-102 | W | | 11-3 | 7,161 | Kyle Johnson (51) |
| 2/7/2017 | A | Niagara River Lions | 127-99 | W | | 12-3 | 1,410 | Ryan Anderson (23), Anthony Criswell (23) |
| 2/9/2017 | A | Niagara River Lions | 125-79 | W | | 13-3 | 1,520 | Julian Boyd (30) |
| 2/18/2017 | H | Orangeville A's | 109-97 | W | | 14-3 | 7,658 | Doug Herring Jr. (27) |
| 2/20/2017 | H | Halifax Hurricanes | 123-108 | W | | 15-3 | 7,852 | Royce White (26) |
| 2/23/2017 | A | Halifax Hurricanes | 108-104 | W | | 16-3 | 1,474 | Royce White (26) |
| 2/26/2017 | A | Cape Breton Highlanders | 133-94 | W | | 17-3 | 1,200 | Ryan Anderson (45) |
| 2/28/2017 | A | Saint John Riptide | 116-96 | W | | 18-3 | 1,028 | Royce White (26) |
| 3/8/2017 | A | Windsor Express | 93-114 | | L | 18-4 | 1,115 | Royce White (19), Garrett Williamson (19) |
| 3/11/2017 | A | Niagara River Lions | 127-99 | W | | 19-4 | 3,498 | Royce White (22) |
| 3/12/2017 | A | Orangeville A's | 126-122 | W | | 20-4 | | Royce White (30) |
| 3/16/2017 | H | Kitchener-Waterloo Titans | 101-91 | W | | 21-4 | 4,138 | Royce White (16) |
| 3/18/2017 | A | Orangeville A's | 109-91 | W | | 22-4 | 314 | Doug Herring Jr. (22) |
| 3/19/2017 | A | Kitchener-Waterloo Titans | 95-90 (OT) | W | | 23-4 | 1,300 | Doug Herring Jr. (15) |
| 3/20/2017 | H | Orangeville A's | 99-93 | W | | 24-4 | | Doug Herring Jr. (26) |
| 3/26/2017 | A | Orangeville A's | 140-130 | W | | 25-4 | 275 | Ryan Anderson (35) |
| 4/1/2017 | H | Windsor Express | 106-101 | W | | 26-4 | | Ryan Anderson (23) |

MONCTON MIRACLES GAME-BY-GAME

| Date | H/A | Opponent | Score | W | L | Rec | Att | Leading Scorer |
|------------|-----|---------------------------|--------------|---|---|-------|-------|-------------------------------------|
| 12/26/2016 | A | Halifax Hurricanes | 93-98 | | L | 0-1 | 1,779 | Antonio "Scoop" Jardine (19) |
| 12/28/2016 | H | Cape Breton Highlanders | 110-108 | W | | 1-1 | 1,754 | Antonio "Scoop" Jardine (26) |
| 12/31/2016 | A | The Island Storm | 100-103 | | L | 1-2 | 1,820 | Tydran Beaty (23) |
| 1/5/2017 | H | Saint John Riptide | 86-92 | | L | 1-3 | 1,550 | Tydran Beaty (22), Tyrrel Tate (22) |
| 1/6/2017 | H | Halifax Hurricanes | 103-112 | | L | 1-4 | 1,475 | Antonio "Scoop" Jackson (24) |
| 1/8/2017 | H | Niagara River Lions | 121-110 | W | | 2-4 | 1,250 | Russell Byrd (26) |
| 1/14/2017 | A | Saint John Riptide | 111-127 | | L | 2-5 | 1,651 | Melvin Johnson III (27) |
| 1/15/2017 | A | Cape Breton Highlanders | 88-96 | | L | 2-6 | 1,200 | Melvin Johnson III (24) |
| 1/17/2017 | A | Saint John Riptide | 126-105 | W | | 3-6 | 1,349 | Melvin Johnson III (34) |
| 1/19/2017 | H | Halifax Hurricanes | 108-113 | | L | 3-7 | 1,295 | Melvin Johnson III (22) |
| 2/3/2017 | A | Windsor Express | 86-101 | | L | 3-8 | 1,001 | Malik Story (19) |
| 2/4/2017 | A | London Lightning | 102-146 | | L | 3-9 | 7,161 | Tydran Beaty (17), Malik Story (17) |
| 2/5/2017 | A | Kitchener-Waterloo Titans | 109-139 | | L | 3-10 | 1,305 | Russell Byrd (30) |
| 2/11/2017 | A | Halifax Hurricanes | 98-109 | | L | 3-11 | 2,013 | Melvin Johnson III (32) |
| 2/18/2017 | H | The Island Storm | 131-110 | W | | 4-11 | 1,521 | Melvin Johnson III (37) |
| 2/19/2017 | H | Saint John Riptide | 87-101 | | L | 4-12 | 1,834 | Melvin Johnson III (14) |
| 2/20/2017 | A | The Island Storm | 94-110 | | L | 4-13 | 2,325 | Russell Byrd (20) |
| 2/22/2017 | A | Halifax Hurricanes | 97-119 | | L | 4-14 | | Melvin Johnson III (30) |
| 2/26/2017 | H | The Island Storm | 96-93 | W | | 5-14 | 1,875 | Russell Byrd (22) |
| 3/4/2017 | A | Saint John Riptide | 104-97 | W | | 6-14 | | Malik Story (24) |
| 3/8/2017 | A | Saint John Riptide | 95-100 | | L | 6-15 | 1,544 | Brandan Kearney (19) |
| 3/12/2017 | A | Cape Breton Highlanders | 103-107 | | L | 6-16 | 1,380 | Malik Story (20) |
| 3/14/2017 | H | The Island Storm | 118-113 | w | | 7-16 | | Russell Byrd (23) |
| 3/16/2017 | A | The Island Storm | 111-108 (OT) | W | | 8-16 | 1,690 | Tydran Beaty (22) |
| 3/19/2017 | H | Cape Breton Highlanders | 120-95 | W | | 9-16 | 1,875 | Melvin Johnson III (41) |
| 3/20/2017 | H | Cape Breton Highlanders | 127-111 | W | | 10-16 | 1,575 | Malik Story (25) |
| 3/21/2017 | H | Saint John Riptide | 123-122 | W | | 11-16 | 1,575 | Malik Story (27) |
| 3/23/2017 | H | Halifax Hurricanes | 93-101 | | L | 11-17 | 1,683 | Malik Story (22) |
| 3/26/2017 | A | The Island Storm | 128-139 | | L | 11-18 | 2,061 | Tydran Beaty (46) |
| 3/27/2017 | H | Windsor Express | 99-114 | | L | 11-19 | 1,492 | Brandan Kearney (28) |
| 3/31/2017 | A | Cape Breton Highlanders | 110-119 | | L | 11-20 | 1,074 | Russell Byrd (25) |

NIAGARA RIVER LIONS GAME-BY-GAME

| Date | H/A | Opponent | Score | W | L | Rec | Att | Leading Scorer |
|------------|-----|---------------------------|---------|---|---|-------|-------|------------------------|
| 12/26/2016 | A | London Lightning | 107-106 | W | | 1-0 | 6,848 | Tyshawn Patterson (25) |
| 12/27/2016 | H | Kitchener-Waterloo Titans | 105-120 | | L | 1-1 | 3,244 | Kirk Williams Jr (28) |
| 12/30/2016 | H | London Lightning | 106-134 | | L | 1-2 | 1,150 | Tyshawn Patterson (21) |
| 1/2/2017 | H | Windsor Express | 94-86 | W | | 2-2 | 1,805 | Chris Commons (22) |
| 1/5/2017 | A | London Lightning | 85-105 | | L | 2-3 | 2,367 | Chris Commons (18) |
| 1/7/2017 | A | Saint John Riptide | 82-95 | | L | 2-4 | 1,650 | Marcus Lewis (21) |
| 1/8/2017 | A | Moncton Miracles | 110-121 | | L | 2-5 | 1,250 | Kirk Williams Jr (33) |
| 1/16/2017 | H | Windsor Express | 117-99 | W | | 3-5 | 2,081 | Logan Stutz (20) |
| 1/20/2017 | H | Island Storm | 104-101 | W | | 4-5 | 2,000 | Marcus Lewis (19) |
| 1/28/2017 | A | London Lightning | 90-110 | | L | 4-6 | 6,872 | Kirk Williams Jr (13) |
| 1/29/2017 | H | London Lightning | 89-117 | | L | 4-7 | 2,088 | Kirk Williams Jr (28) |
| 1/31/2017 | A | Kitchener-Waterloo Titans | 83-87 | | L | 4-8 | 1,305 | Chris Commons (16) |
| 2/4/2017 | H | Windsor Express | 94-88 | W | | 5-8 | 1,960 | Sammy Zeglinski (24) |
| 2/5/2017 | A | Orangeville A's | 88-105 | | L | 5-9 | 189 | Marcus Lewis (15) |
| 2/7/2017 | H | London Lightning | 99-127 | | L | 5-10 | 1,410 | Marcus Lewis (31) |
| 2/9/2017 | H | London Lightning | 79-125 | | L | 5-11 | 1,520 | Marcus Lewis (26) |
| 2/18/2017 | A | Windsor Express | 107-98 | W | | 6-11 | 857 | Chris Commons (22) |
| 2/20/2017 | A | Orangeville A's | 118-117 | W | | 7-11 | 325 | Carl Hall (24) |
| 2/25/2017 | A | Windsor Express | 92-93 | | L | 7-12 | 921 | Carl Hall (21) |
| 2/26/2017 | A | Orangeville A's | 95-113 | | L | 7-13 | 307 | Richard Amardi (25) |
| 3/7/2017 | H | Kitchener-Waterloo Titans | 88-92 | | L | 7-14 | 3,487 | Kirk Williams Jr (26) |
| 3/8/2017 | H | Orangeville A's | 95-97 | | L | 7-15 | 1,615 | Chris Commons (23) |
| 3/11/2017 | A | London Lightning | 99-127 | | L | 7-16 | 3,498 | Marcus Lewis (20) |
| 3/12/2017 | H | Kitchener-Waterloo Titans | 103-96 | W | | 8-16 | | Tyshawn Patterson (22) |
| 3/14/2017 | H | Orangeville A's | 113-104 | W | | 9-16 | | Marcus Lewis (21) |
| 3/15/2017 | A | Windsor Express | 89-93 | | L | 9-17 | 1,113 | Nick Okorie (20) |
| 3/23/2017 | H | Kitchener-Waterloo Titans | 93-105 | | L | 9-18 | 1,388 | Kirk Williams Jr (24) |
| 3/24/2017 | H | Windsor Express | 82-96 | | L | 9-19 | 1,401 | Logan Stutz (15) |
| 3/28/2017 | A | Kitchener-Waterloo Titans | 103-120 | | L | 9-20 | 1,235 | Kirk Williams Jr (32) |
| 4/1/2017 | A | Kitchener-Waterloo Titans | 91-87 | W | | 10-20 | 1,043 | Kirk Williams Jr (19) |
| 4/2/2017 | H | Saint John Riptide | 106-117 | | L | 10-21 | 1,498 | Kirk Williams Jr (31) |

ORANGEVILLE A'S GAME-BY-GAME

| Date | H/A | Opponent | Score | W | L | Rec | Att | Leading Scorer |
|------------|-----|---------------------------|--------------|---|---|-------|-------|--|
| 12/26/2016 | A | Kitchener-Waterloo Titans | 110-105 | W | | 1-0 | 2,210 | Anthony Harris (22) |
| 12/29/2016 | H | Windsor Express | 105-93 | W | | 2-0 | 221 | Justin Moss (35) |
| 12/30/2016 | A | Windsor Express | 94-95 | | L | 2-1 | 1150 | Rahllir Hollis-Jefferson (28) |
| 1/4/2017 | H | London Lightning | 121-113 | W | | 3-1 | 324 | Rahllir Hollis-Jefferson (30) |
| 1/8/2017 | A | Halifax Hurricanes | 82-108 | | L | 3-2 | 1,221 | Rahllir Hollis-Jefferson (18) |
| 1/11/2017 | A | Saint John Riptide | 112-125 | | L | 3-3 | 1,254 | Rahllir Hollis-Jefferson (25) |
| 1/15/2017 | H | Kitchener-Waterloo Titans | 105-92 | W | | 4-3 | 379 | Justin Moss (24) |
| 1/22/2017 | H | Island Storm | 107-127 | | L | 4-4 | 266 | Justin Moss (25) |
| 1/24/2017 | A | Kitchener-Waterloo Titans | 83-93 | | L | 4-5 | 1,157 | Rahllir Hollis-Jefferson (20) |
| 1/25/2017 | A | Windsor Express | 85-94 | | L | 4-6 | 742 | Rahllir Hollis-Jefferson (18) |
| 1/29/2017 | H | Kitchener-Waterloo Titans | 106-101 | W | | 5-6 | 244 | Enrico DiLoreto (15) |
| 2/1/2017 | A | Windsor Express | 97-92 | W | | 6-6 | 545 | Rahllir Hollis-Jefferson (26) |
| 2/5/2017 | H | Niagara River Lions | 105-88 | W | | 7-6 | 189 | Rahllir Hollis-Jefferson (24) |
| 2/10/2017 | H | Kitchener-Waterloo Titans | 98-110 | | L | 7-7 | 238 | Rahllir Hollis-Jefferson (18) |
| 2/11/2017 | H | Windsor Express | 134-135 (OT) | | L | 7-8 | 246 | Justin Moss (34) |
| 2/18/2017 | A | London Lightning | 99-107 | | L | 7-9 | 7,658 | Rahllir Hollis-Jefferson (21) |
| 2/19/2017 | H | Halifax Hurricanes | 101-108 | | L | 7-10 | 225 | Rahllir Hollis-Jefferson (27) |
| 2/20/2017 | H | Niagara River Lions | 117-118 | | L | 7-11 | 325 | Justin Moss (27) |
| 2/26/2017 | H | Niagara River Lions | 113-95 | W | | 8-11 | 307 | Rahllir Hollis-Jefferson (23) |
| 3/4/2017 | H | Windsor Express | 98-95 (OT) | W | | 9-11 | 204 | Rahllir Hollis-Jefferson (20) |
| 3/8/2017 | A | Niagara River Lions | 97-95 | W | | 10-11 | 1,615 | Stefan Nastic (19) |
| 3/11/2017 | A | Kitchener-Waterloo Titans | 89-96 | | L | 10-12 | | Rahllir Hollis-Jefferson (24) |
| 3/12/2017 | H | London Lightning | 122-126 | | L | 10-13 | | Stefan Nastic (19) |
| 3/14/2015 | A | Niagara River Lions | 104-113 | | L | 10-14 | | Corbin Thomas (26) |
| 3/17/2017 | H | Kitchener-Waterloo Titans | 104-99 | W | | 11-14 | | Stefan Nastic (17) |
| 3/18/2017 | H | London Lightning | 91-109 | | L | 11-15 | 314 | Anthony Harris (16), Larry Anderson (16) |
| 3/20/2017 | A | London Lightning | 93-99 | | L | 11-16 | | Stefan Nastic (21) |
| 3/22/2017 | A | Windsor Express | 110-111 | | L | 11-17 | 1,299 | Stefan Nastic (31) |
| 3/26/2017 | H | London Lightning | 130-140 | | L | 11-18 | 275 | Anthony Harris (22) |
| 3/31/2017 | A | The Island Storm | 99-111 | | L | 11-19 | 1,754 | Corbin Thomas (26) |
| 4/2/2017 | A | Cape Breton Highlanders | 129-111 | W | | 12-19 | 1,175 | Stefan Nastic (28) |

SAINT JOHN RIPTIDE GAME-BY-GAME

| Date | H/A | Opponent | Score | W | L | Rec | Att | Leading Scorer |
|------------|-----|---------------------------|--------------|---|---|-------|-------|-----------------------|
| 12/26/2016 | A | The Island Storm | 95-103 | | L | 0-1 | 2,212 | Gabe Freeman (25) |
| 12/27/2016 | H | The Island Storm | 114-103 | W | | 1-1 | 1,904 | Gabe Freeman (29) |
| 12/30/2016 | H | Cape Breton Highlanders | 109-94 | W | | 2-1 | 1,465 | Gabe Freeman (20) |
| 1/5/2017 | A | Moncton Miracles | 92-86 | W | | 3-1 | 1,550 | Anthony Anderson (22) |
| 1/7/2017 | H | Niagara River Lions | 95-82 | W | | 4-1 | 1,650 | Gabe Freeman (24) |
| 1/11/2017 | H | Orangeville A's | 125-112 | W | | 5-1 | 1,254 | Anthony Anderson (26) |
| 1/12/2017 | H | Cape Breton Highlanders | 113-101 | W | | 6-1 | 1,392 | Anthony Anderson (27) |
| 1/14/2017 | H | Moncton Miracles | 127-111 | W | | 7-1 | 1,651 | Gabe Freeman (33) |
| 1/15/2017 | A | The Island Storm | 121-130 | | L | 7-2 | 2,310 | Anthony Anderson (39) |
| 1/17/2017 | H | Moncton Miracles | 105-126 | | L | 7-3 | 1,349 | Anthony Anderson (27) |
| 1/20/2017 | A | Cape Breton Highlanders | 105-87 | W | | 8-3 | 1,612 | Anthony Anderson (24) |
| 1/26/2017 | A | Halifax Hurricanes | 117-113 (OT) | W | | 9-3 | 1,321 | Haakim Johnson (27) |
| 2/3/2017 | H | Cape Breton Highlanders | 104-105 | | L | 9-4 | 1,521 | Anthony Anderson (24) |
| 2/4/2017 | H | Halifax Hurricanes | 93-110 | | L | 9-5 | 2,797 | Anthony Anderson (19) |
| 2/5/2017 | H | Halifax Hurricanes | 109-103 | W | | 10-5 | 2,054 | Anthony Anderson (26) |
| 2/12/2017 | A | The Island Storm | 113-115 | | L | 10-6 | 1,922 | Anthony Anderson (30) |
| 2/17/2017 | A | The Island Storm | 109-113 | | L | 10-7 | 1,925 | Gabe Freeman (28) |
| 2/19/2017 | A | Moncton Miracles | 101-87 | W | | 11-7 | 1,834 | Anthony Anderson (27) |
| 2/23/2017 | H | Kitchener-Waterloo Titans | 121-99 | W | | 12-7 | 1,774 | Gabe Freeman (39) |
| 2/26/2017 | A | Halifax Hurricanes | 102-113 | | L | 12-8 | 2,501 | Darin Mercy (32) |
| 2/28/2017 | H | London Lightning | 96-116 | | L | 12-9 | 1,208 | Haakim Johnson (31) |
| 3/2/2017 | H | Halifax Hurricanes | 96-101 | | L | 12-10 | | Anthony Anderson (27) |
| 3/4/2017 | H | Moncton Miracles | 97-104 | | L | 12-11 | | Anthony Anderson (37) |
| 3/8/2017 | H | Moncton Miracles | 100-95 | W | | 13-11 | 1,544 | Anthony Anderson (26) |
| 3/9/2017 | H | The Island Storm | 125-99 | W | | 14-11 | | Haakim Johnson (32) |
| 3/12/2017 | H | Halifax Hurricanes | 97-95 | W | | 15-11 | 2,000 | Darin Mercy (23) |
| 3/16/2017 | A | Halifax Hurricanes | 93-102 | | L | 15-12 | 3,090 | Gabe Freeman (29) |
| 3/18/2017 | A | Cape Breton Highlanders | 103-100 | W | | 16-12 | 2,042 | Gabe Freeman (31) |
| 3/21/2017 | A | Moncton Miracles | 122-123 | | L | 16-13 | 1,575 | Anthony Anderson (35) |
| 3/23/2017 | H | The Island Storm | 94-92 | W | | 17-13 | 2,452 | Darin Mercy (28) |
| 3/28/2017 | A | Cape Breton Highlanders | 133-105 | W | | 18-13 | 1,100 | Anthony Anderson (49) |
| 3/29/2017 | H | Windsor Express | 117-103 | W | | 19-13 | 3,014 | Brian Addison (24) |
| 4/1/2017 | A | Niagara River Lions | 117-106 | W | | 20-13 | 1,498 | Gabe Freeman (28) |

WINDSOR EXPRESS GAME-BY-GAME

| Date | H/A | Opponent | Score | W | L | Rec | Att | Leading Scorer |
|------------|-----|---------------------------|----------------|---|---|-------|-------|--|
| 12/29/2016 | A | Orangeville A's | 93-105 | | L | 0-1 | 221 | Nick Evans (24) |
| 12/30/2016 | H | Orangeville A's | 95-94 | W | | 1-1 | 1,150 | Nick Evans (18) |
| 1/1/2017 | A | London Lightning | 105-129 | | L | 1-2 | 5,353 | Wally Ellenson (22) |
| 1/2/2017 | A | Niagara River Lions | 86-94 | | L | 1-3 | 1,805 | Quinnel Brown (20) |
| 1/10/2017 | A | Kitchener-Waterloo Titans | 114-108 | W | | 2-3 | 709 | Quinnel Brown (27) |
| 1/13/2017 | H | Kitchener-Waterloo Titans | 102-90 | W | | 3-3 | 982 | Maurice Jones (22) |
| 1/15/2017 | A | London Lightning | 99-106 | | L | 3-4 | 6,876 | Warren Ward (18) |
| 1/16/2017 | A | Niagara River Lions | 99-117 | | L | 3-5 | 2,081 | Wally Ellenson (21) |
| 1/18/2017 | H | London Lightning | 87-91 | | L | 3-6 | 752 | DeAndre Thomas (17) |
| 1/20/2017 | H | Kitchener-Waterloo Titans | 86-88 | | L | 3-7 | 782 | Wally Ellenson (20) |
| 1/25/2017 | H | Orangeville A's | 94-85 | W | | 4-7 | 742 | DeAndre Thomas (18) |
| 1/28/2017 | A | Halifax Hurricanes | 91-98 | | L | 4-8 | 1,935 | Warren Ward (21) |
| 1/29/2017 | A | Cape Breton Highlanders | 100-103 | | L | 4-9 | 1,520 | Quinnel Brown (21) |
| 2/1/2017 | H | Orangeville A's | 92-97 | | L | 4-10 | 545 | Warren Ward (21) |
| 2/3/2017 | H | Moncton Miracles | 101-86 | W | | 5-10 | 1,001 | Juan Pattillo (20), Warren Ward (20) |
| 2/4/2017 | H | Niagara River Lions | 88-94 | | L | 5-11 | 1,960 | Juan Pattillo (24) |
| 2/8/2017 | H-C | Kitchener-Waterloo Titans | 93-90 | W | | 6-11 | 2,173 | Quinnel Brown (19) |
| 2/11/2017 | A | Orangeville A's | 135-134 (OT) | W | | 7-11 | 246 | Quinnel Brown (27) |
| 2/12/2017 | H | Kitchener-Waterloo Titans | 85-74 | W | | 8-11 | 705 | Juan Pattillo (17) |
| 2/17/2017 | H | Cape Breton Highlanders | 113-92 | W | | 9-11 | 877 | Warren Ward (20) |
| 2/18/2017 | H | Niagara River Lions | 98-107 | | L | 9-12 | 857 | Nick Evans (19) |
| 2/25/2017 | H | Niagara River Lions | 93-92 | W | | 10-12 | 921 | Juan Pattillo (20), Darren Duncan (20) |
| 3/5/2017 | A | Orangeville A's | 95-98 (OT) | | L | 10-13 | 204 | Warren Ward (26) |
| 3/8/2017 | H | London Lightning | 114-93 | W | | 11-13 | 1,115 | Wally Ellenson (23) |
| 3/15/2017 | H | Niagara River Lions | 93-89 | W | | 12-13 | 1,113 | Juan Pattillo (26) |
| 3/22/2017 | H | Orangeville A's | 111-110 (2 OT) | W | | 13-13 | 1,299 | Warren Ward (33) |
| 3/24/2017 | A | Niagara River Lions | 96-82 | W | | 14-13 | 1,401 | Wally Ellenson (25) |
| 3/25/2017 | A | Kitchener-Waterloo Titans | 93-89 | W | | 15-13 | 1,210 | DeAndre Thomas (23) |
| 3/27/2017 | A | Moncton Miracles | 114-99 | W | | 16-13 | 1,492 | Warren Ward (24) |
| 3/29/2017 | A | Saint John Riptide | 103-117 | | L | 16-14 | 3,014 | Wally Ellenson (24) |
| 3/30/2017 | A | The Island Storm | 113-105 (OT) | W | | 17-14 | 1,932 | Maurice Jones (24) |
| 4/1/2017 | A | London Lightning | 101-106 | | L | 17-15 | | Maurice Jones (17), Shaquille Keith (17) |

CAPE BRETON HIGHLANDERS REGULAR SEASON PLAYER STATS

| # | Player | GP | GS | MIN | AVG | FG | FGA | PCT | 3P | 3PA | .PCT | FTFTA | .PCTOR | DR | REBR/G | PF | A | TO | BLK | ST | PTS | P/G | | | | |
|-------------------------|--------------------|----|----|------|------|------|------|------|-----|-----|------|-------|--------|------|--------|------|------|------|-----|-----|-----|-----|-----|------|-------|--|
| 11 | Booker Woodfox | 25 | 25 | 908 | 36.3 | 155 | 354 | .438 | 80 | 191 | .419 | 56 | 69 | .812 | 10 | 48 | 58 | 2.3 | 36 | 64 | 41 | 0 | 26 | 446 | 17.8 | |
| 3 | Chad Frazier | 25 | 15 | 817 | 32.7 | 146 | 307 | .476 | 28 | 94 | .298 | 84 | 105 | .800 | 17 | 88 | 105 | 4.2 | 65 | 114 | 68 | 5 | 21 | 404 | 16.2 | |
| 13 | Shaquille Keith | 20 | 7 | 534 | 26.7 | 90 | 201 | .448 | 11 | 42 | .262 | 115 | 149 | .772 | 31 | 73 | 104 | 5.2 | 44 | 39 | 49 | 6 | 22 | 306 | 15.3 | |
| 5 | Chadrack Lufile | 25 | 14 | 615 | 24.6 | 113 | 239 | .473 | 1 | 9 | .111 | 55 | 92 | .598 | 70 | 139 | 209 | 8.4 | 48 | 33 | 62 | 7 | 9 | 282 | 11.3 | |
| 6 | Charles Mann Jr | 19 | 18 | 701 | 36.9 | 67 | 167 | .401 | 31 | 86 | .360 | 101 | 129 | .783 | 13 | 66 | 79 | 4.2 | 54 | 64 | 55 | 1 | 16 | 266 | 14.0 | |
| 10 | Hank Thorns | 14 | 13 | 490 | 35.0 | 76 | 188 | .404 | 28 | 74 | .378 | 56 | 78 | .718 | 14 | 65 | 79 | 5.6 | 34 | 104 | 40 | 0 | 15 | 236 | 16.9 | |
| 1 | Deron Scott | 20 | 4 | 442 | 22.1 | 66 | 151 | .437 | 12 | 49 | .245 | 34 | 48 | .708 | 14 | 78 | 92 | 4.6 | 37 | 59 | 47 | 1 | 5 | 178 | 8.9 | |
| 32 | Anthony Walker | 17 | 12 | 446 | 26.2 | 65 | 93 | .699 | 0 | 0 | .000 | 24 | 46 | .522 | 32 | 76 | 108 | 6.4 | 44 | 11 | 28 | 32 | 5 | 154 | 9.1 | |
| 15 | Austin Witter | 19 | 16 | 468 | 24.6 | 64 | 140 | .457 | 20 | 59 | .339 | 4 | 16 | .250 | 22 | 98 | 120 | 6.3 | 40 | 30 | 17 | 34 | 11 | 152 | 8.0 | |
| 13 | Billy Rush | 9 | 7 | 292 | 32.4 | 39 | 78 | .500 | 22 | 46 | .478 | 10 | 14 | .714 | 6 | 68 | 74 | 8.2 | 31 | 16 | 13 | 5 | 6 | 110 | 12.2 | |
| 22 | Keith Thomas | 10 | 1 | 212 | 21.2 | 39 | 58 | .672 | 0 | 0 | .000 | 16 | 24 | .667 | 24 | 35 | 59 | 5.9 | 35 | 6 | 11 | 3 | 3 | 94 | 9.4 | |
| 9 | Michael Rostampour | 13 | 5 | 276 | 21.3 | 29 | 84 | .345 | 7 | 31 | .226 | 18 | 36 | .500 | 23 | 70 | 93 | 7.2 | 41 | 12 | 18 | 2 | 6 | 83 | 6.4 | |
| 9 | Jarryn Skeete | 11 | 0 | 141 | 12.8 | 17 | 44 | .386 | 7 | 22 | .318 | 7 | 8 | .875 | 0 | 17 | 17 | 1.5 | 11 | 11 | 11 | 0 | 4 | 48 | 4.4 | |
| 8 | Tyrrel Edwards | 10 | 1 | 151 | 15.1 | 18 | 40 | .450 | 3 | 14 | .214 | 8 | 9 | .889 | 10 | 12 | 22 | 2.2 | 22 | 5 | 5 | 1 | 3 | 47 | 4.7 | |
| 8 | Clinton Springer | 8 | 0 | 131 | 16.4 | 17 | 36 | .472 | 3 | 16 | .188 | 8 | 13 | .615 | 3 | 14 | 17 | 2.1 | 10 | 3 | 1 | 1 | 3 | 45 | 5.6 | |
| 12 | Mike Luby | 9 | 0 | 44 | 4.9 | 3 | 13 | .231 | 0 | 3 | .000 | 0 | 4 | .000 | 6 | 5 | 11 | 1.2 | 5 | 2 | 4 | 0 | 1 | 6 | 0.7 | |
| 6 | Morgan Lewis | 3 | 1 | 11 | 3.7 | 1 | 3 | .333 | 1 | 2 | .500 | 0 | 0 | .000 | 0 | 1 | 1 | 0.3 | 2 | 0 | 2 | 0 | 0 | 3 | 1.0 | |
| 12 | Wyatt Anders | 3 | 0 | 3 | 1.0 | 0 | 0 | .000 | 0 | 0 | .000 | 2 | 2 | 1.00 | 0 | 2 | 2 | 0.7 | 0 | 0 | 0 | 0 | 1 | 2 | 0.7 | |
| TEAM | | | | | | | | | | | | | | 19 | 70 | 89 | | | | 18 | | | | | | |
| Cape Breton Highlanders | | 28 | | 6682 | | 1005 | 2196 | .458 | 254 | 738 | .344 | 598 | 842 | .710 | 314 | 1025 | 1339 | 47.8 | 561 | 573 | 490 | 98 | 159 | 2862 | 102.2 | |

TEAM STATISTICS

| | CpB | OPP |
|-------------------------|---------------------|-----------|
| SCORING | 2862 | 3094 |
| Points per game | 102.2 | 110.5 |
| Scoring margin | -8.3 | - |
| FIELD GOALS-ATT | 1005-2196 | 1181-2561 |
| Field goal pct | .458 | .461 |
| 3 POINT FG-ATT | 254-738 | 320-853 |
| 3-point FG pct | .344 | .375 |
| 3-pt FG made per game | 9.1 | 11.4 |
| FREE THROWS-ATT | 598-842 | 412-601 |
| Free throw pct | .710 | .686 |
| REBOUNDS | 1339 | 1309 |
| Rebounds per game | 47.8 | 46.8 |
| Rebounding margin | 1.1 | - |
| ASSISTS | 573 | 711 |
| Assists per game | 20.5 | 25.4 |
| TURNOVERS | 490 | 359 |
| Turnovers per game | 17.5 | 12.8 |
| Turnover margin | 4.7 | - |
| Assist / turnover ratio | 1.2 | 2.0 |
| STEALS | 159 | 264 |
| Steals per game | 5.7 | 9.4 |
| BLOCKS | 98 | 98 |
| Blocks per game | 3.5 | 3.5 |
| ATTENDANCE | 23445 | 21430 |
| Home games-Avg/Game | 15-1563 | 13-1648 |
| Neutral site-Avg/Game | - | 0-0 |
| SCORE BY QUARTERS | 1st 2nd 3rd 4th OT1 | TOTAL |
| Opponents | 721 756 781 820 16 | 3094 |
| Cape Breton Highlanders | 656 692 751 751 12 | 2862 |

HALIFAX HURRICANES REGULAR SEASON PLAYER STATS

| # | Player | GP | GS | MIN | AVG | FG | FGA | PCT | 3P | 3PA | .PCT | FTFTA | .PCTOR | DR | REBR/G | PF | A | TO | BLK | ST | PTS | P/G | | | | |
|--------------------|----------------------|----|----|------|------|------|------|------|-----|-----|------|-------|--------|-------|--------|------|------|------|-----|-----|-----|-----|-----|------|-------|--|
| 14 | Antoine Mason | 30 | 16 | 792 | 26.4 | 164 | 384 | .427 | 40 | 127 | .315 | 122 | 181 | .674 | 20 | 96 | 116 | 3.9 | 81 | 53 | 56 | 3 | 36 | 490 | 16.3 | |
| 23 | Billy White | 29 | 29 | 936 | 32.3 | 196 | 316 | .620 | 4 | 24 | .167 | 92 | 120 | .767 | 66 | 151 | 217 | 7.5 | 128 | 71 | 70 | 17 | 29 | 488 | 16.8 | |
| 10 | Mike Poole | 32 | 23 | 845 | 26.4 | 161 | 399 | .404 | 46 | 159 | .289 | 22 | 30 | .733 | 37 | 142 | 179 | 5.6 | 83 | 37 | 55 | 12 | 43 | 390 | 12.2 | |
| 2 | Ta'Quan Zimmerman | 32 | 0 | 747 | 23.3 | 115 | 285 | .404 | 64 | 176 | .364 | 52 | 65 | .800 | 13 | 78 | 91 | 2.8 | 59 | 100 | 33 | 5 | 23 | 346 | 10.8 | |
| 20 | CJ Washington | 23 | 21 | 603 | 26.2 | 134 | 274 | .489 | 20 | 59 | .339 | 58 | 80 | .725 | 60 | 101 | 161 | 7.0 | 73 | 32 | 49 | 12 | 24 | 346 | 15.0 | |
| 1 | Tyrone Watson | 25 | 25 | 767 | 30.7 | 139 | 234 | .594 | 0 | 2 | .000 | 48 | 68 | .706 | 41 | 96 | 137 | 5.5 | 65 | 81 | 60 | 11 | 26 | 326 | 13.0 | |
| 22 | Renaldo Dixon | 32 | 10 | 739 | 23.1 | 110 | 216 | .509 | 22 | 50 | .440 | 62 | 74 | .838 | 71 | 114 | 185 | 5.8 | 91 | 22 | 52 | 45 | 12 | 304 | 9.5 | |
| 24 | Anthony Cox | 32 | 3 | 476 | 14.9 | 78 | 147 | .531 | 1 | 4 | .250 | 41 | 66 | .621 | 73 | 73 | 146 | 4.6 | 86 | 15 | 29 | 13 | 15 | 198 | 6.2 | |
| 7 | Joey Haywood | 24 | 1 | 407 | 16.9 | 69 | 148 | .466 | 16 | 37 | .432 | 41 | 51 | .804 | 7 | 40 | 47 | 2.0 | 40 | 41 | 22 | 0 | 8 | 195 | 8.1 | |
| 12 | Clifford Clinkscales | 32 | 32 | 848 | 26.5 | 51 | 140 | .364 | 23 | 67 | .343 | 8 | 10 | .800 | 10 | 65 | 75 | 2.3 | 73 | 237 | 47 | 4 | 40 | 133 | 4.2 | |
| 15 | Kareem Canty | 15 | 0 | 156 | 10.4 | 23 | 71 | .324 | 16 | 41 | .390 | 13 | 15 | .867 | 2 | 9 | 11 | 0.7 | 19 | 29 | 15 | 0 | 5 | 75 | 5.0 | |
| 5 | Kenny Otieno | 18 | 0 | 159 | 8.8 | 13 | 36 | .361 | 3 | 12 | .250 | 20 | 23 | .870 | 7 | 15 | 22 | 1.2 | 24 | 9 | 10 | 1 | 2 | 49 | 2.7 | |
| 15 | Aaron Bowen | 4 | 0 | 69 | 17.3 | 6 | 22 | .273 | 1 | 6 | .167 | 4 | 7 | .571 | 1 | 7 | 8 | 2.0 | 12 | 2 | 2 | 0 | 0 | 17 | 4.3 | |
| 7 | Gideon Gamble | 5 | 0 | 42 | 8.4 | 5 | 22 | .227 | 0 | 9 | .000 | 0 | 0 | .000 | 0 | 5 | 5 | 1.0 | 7 | 0 | 3 | 0 | 2 | 10 | 2.0 | |
| 15 | Tyrel Edwards | 7 | 0 | 25 | 3.6 | 4 | 8 | .500 | 1 | 4 | .250 | 0 | 0 | .000 | 1 | 1 | 2 | 0.3 | 5 | 0 | 0 | 0 | 0 | 9 | 1.3 | |
| 9 | Coreontae DeBerry | 9 | 0 | 61 | 6.8 | 1 | 15 | .067 | 0 | 1 | .000 | 2 | 2 | 1.000 | 4 | 13 | 17 | 1.9 | 16 | 1 | 7 | 2 | 2 | 4 | 0.4 | |
| 20 | Kore White | 3 | 0 | 40 | 13.3 | 2 | 14 | .143 | 0 | 3 | .000 | 0 | 4 | .000 | 7 | 7 | 14 | 4.7 | 3 | 2 | 3 | 3 | 3 | 4 | 1.3 | |
| TEAM | | | | | | | | | | | | | | | | | | | | | | | | | | |
| Halifax Hurricanes | | 32 | | 7711 | | 1271 | 2732 | .465 | 257 | 781 | .329 | 585 | 796 | .735 | 458 | 1134 | 1592 | 49.8 | 865 | 732 | 531 | 128 | 275 | 3384 | 105.8 | |

TEAM STATISTICS

| | Hfx | OPP |
|-------------------------|---------------------|-----------|
| SCORING | 3384 | 3205 |
| Points per game | 105.8 | 100.2 |
| Scoring margin | 5.6 | - |
| FIELD GOALS-ATT | 1271-2732 | 1117-2535 |
| Field goal pct | .465 | .441 |
| 3 POINT FG-ATT | 257-781 | 259-775 |
| 3-point FG pct | .329 | .334 |
| 3-pt FG made per game | 8.0 | 8.1 |
| FREE THROWS-ATT | 585-796 | 712-965 |
| Free throw pct | .735 | .738 |
| REBOUNDS | 1592 | 1465 |
| Rebounds per game | 49.8 | 45.8 |
| Rebounding margin | 4.0 | - |
| ASSISTS | 732 | 581 |
| Assists per game | 22.9 | 18.2 |
| TURNOVERS | 531 | 537 |
| Turnovers per game | 16.6 | 16.8 |
| Turnover margin | -0.2 | - |
| Assist / turnover ratio | 1.4 | 1.1 |
| STEALS | 275 | 243 |
| Steals per game | 8.6 | 7.6 |
| BLOCKS | 128 | 109 |
| Blocks per game | 4.0 | 3.4 |
| ATTENDANCE | 28093 | 33957 |
| Home games-Avg/Game | 16-1755 | 16-2122 |
| Neutral site-Avg/Game | - | 0-0 |
| SCORE BY QUARTERS | 1st 2nd 3rd 4th OT1 | TOTAL |
| Opponents | 776 780 854 771 24 | 3205 |
| Halifax Hurricanes | 816 809 845 888 24 | 3382 |

THE ISLAND STORM REGULAR SEASON PLAYER STATS

| # | Player | GP | GS | MIN | AVG | FG | FGA | PCT | 3P | 3PA | .PCT | FTFTA | .PCTOR | DR | REBR/G | PF | A | TO | BLK | ST | PTS | P/G | | | | |
|--------------|------------------|----|----|------|------|------|------|------|-----|-----|------|-------|--------|------|--------|-----|------|------|-----|-----|-----|-----|-----|------|-------|--|
| 1 | Jahii Carson | 29 | 29 | 1036 | 35.7 | 202 | 417 | .484 | 42 | 104 | .404 | 179 | 219 | .817 | 18 | 103 | 121 | 4.2 | 73 | 189 | 94 | 1 | 48 | 625 | 21.6 | |
| 13 | Terry Thomas | 23 | 20 | 826 | 35.9 | 161 | 356 | .452 | 24 | 96 | .250 | 103 | 144 | .715 | 39 | 116 | 155 | 6.7 | 51 | 71 | 63 | 16 | 55 | 449 | 19.5 | |
| 11 | Tirrell Baines | 28 | 21 | 777 | 27.8 | 141 | 288 | .490 | 1 | 3 | .333 | 68 | 98 | .694 | 50 | 110 | 160 | 5.7 | 75 | 55 | 42 | 7 | 22 | 351 | 12.5 | |
| 15 | Al Richter | 29 | 21 | 771 | 26.6 | 124 | 279 | .444 | 46 | 133 | .346 | 56 | 90 | .622 | 35 | 56 | 91 | 3.1 | 50 | 44 | 45 | 3 | 19 | 350 | 12.1 | |
| 2 | Nick Okorie | 20 | 15 | 646 | 32.3 | 112 | 258 | .434 | 59 | 125 | .472 | 50 | 66 | .758 | 5 | 44 | 49 | 2.5 | 65 | 82 | 33 | 5 | 23 | 333 | 16.6 | |
| 10 | Al Stewart (Al) | 29 | 1 | 637 | 22.0 | 107 | 187 | .572 | 8 | 15 | .533 | 57 | 75 | .760 | 23 | 105 | 128 | 4.4 | 67 | 139 | 35 | 3 | 48 | 279 | 9.6 | |
| 5 | AJ Stewart (AJ) | 23 | 17 | 578 | 25.1 | 72 | 163 | .442 | 0 | 1 | .000 | 31 | 45 | .689 | 50 | 133 | 183 | 8.0 | 66 | 23 | 32 | 31 | 16 | 175 | 7.6 | |
| 24 | Akeem Ellis | 9 | 8 | 337 | 37.4 | 45 | 107 | .421 | 28 | 72 | .389 | 25 | 43 | .581 | 8 | 39 | 47 | 5.2 | 33 | 20 | 16 | 7 | 5 | 143 | 15.9 | |
| 6 | DaQuan Cook | 14 | 5 | 340 | 24.3 | 42 | 104 | .404 | 2 | 4 | .500 | 44 | 65 | .677 | 23 | 45 | 68 | 4.9 | 28 | 23 | 27 | 1 | 4 | 130 | 9.3 | |
| 6 | Leon Gibson | 8 | 6 | 207 | 25.9 | 27 | 57 | .474 | 0 | 1 | .000 | 17 | 36 | .472 | 22 | 36 | 58 | 7.3 | 21 | 7 | 15 | 5 | 5 | 71 | 8.9 | |
| 7 | Brad States | 19 | 0 | 215 | 11.3 | 18 | 50 | .360 | 2 | 12 | .167 | 20 | 31 | .645 | 24 | 26 | 50 | 2.6 | 31 | 13 | 19 | 5 | 13 | 58 | 3.1 | |
| 22 | Wayne McCullough | 15 | 1 | 187 | 12.5 | 16 | 48 | .333 | 11 | 36 | .306 | 13 | 16 | .813 | 2 | 24 | 26 | 1.7 | 28 | 8 | 12 | 3 | 10 | 56 | 3.7 | |
| 24 | Ryan Christie | 13 | 1 | 198 | 15.2 | 21 | 38 | .553 | 0 | 0 | .000 | 5 | 10 | .500 | 20 | 25 | 45 | 3.5 | 27 | 9 | 9 | 4 | 6 | 47 | 3.6 | |
| 6 | Akeem Wright | 5 | 0 | 107 | 21.4 | 10 | 46 | .217 | 6 | 18 | .333 | 17 | 22 | .773 | 5 | 20 | 25 | 5.0 | 10 | 13 | 8 | 0 | 0 | 43 | 8.6 | |
| 20 | Keith Thomas | 2 | 0 | 37 | 18.5 | 8 | 10 | .800 | 0 | 0 | .000 | 2 | 3 | .667 | 8 | 9 | 17 | 8.5 | 6 | 3 | 4 | 0 | 1 | 18 | 9.0 | |
| 42 | Robert Nortmann | 11 | 0 | 54 | 4.9 | 5 | 10 | .500 | 0 | 0 | .000 | 3 | 5 | .600 | 5 | 2 | 7 | 0.6 | 13 | 1 | 6 | 2 | 3 | 13 | 1.2 | |
| 3 | Demitri Harris | 12 | 0 | 26 | 2.2 | 1 | 5 | .200 | 0 | 2 | .000 | 2 | 4 | .500 | 1 | 1 | 2 | 0.2 | 6 | 2 | 5 | 1 | 0 | 4 | 0.3 | |
| 22 | Jackson Trapp | 2 | 0 | 19 | 9.5 | 1 | 7 | .143 | 0 | 4 | .000 | 0 | 0 | .000 | 1 | 0 | 1 | 0.5 | 0 | 0 | 0 | 0 | 0 | 2 | 1.0 | |
| TEAM | | | | | | | | | | | | | | | 63 | 93 | 156 | | | | 14 | | | | | |
| Island Storm | | 29 | | 6997 | | 1113 | 2430 | .458 | 229 | 626 | .366 | 692 | 972 | .712 | 402 | 987 | 1389 | 47.9 | 656 | 702 | 479 | 94 | 280 | 3147 | 108.5 | |

TEAM STATISTICS

| | Isl | OPP |
|-------------------------|---------------------|-----------|
| SCORING | 3147 | 3159 |
| Points per game | 108.5 | 108.9 |
| Scoring margin | -0.4 | - |
| FIELD GOALS-ATT | 1113-2430 | 1196-2523 |
| Field goal pct | .458 | .474 |
| 3 POINT FG-ATT | 229-626 | 285-812 |
| 3-point FG pct | .366 | .351 |
| 3-pt FG made per game | 7.9 | 9.8 |
| FREE THROWS-ATT | 692-972 | 482-695 |
| Free throw pct | .712 | .694 |
| REBOUNDS | 1389 | 1500 |
| Rebounds per game | 47.9 | 51.7 |
| Rebounding margin | -3.8 | - |
| ASSISTS | 702 | 724 |
| Assists per game | 24.2 | 25.0 |
| TURNOVERS | 479 | 548 |
| Turnovers per game | 16.5 | 18.9 |
| Turnover margin | -2.4 | - |
| Assist / turnover ratio | 1.5 | 1.3 |
| STEALS | 280 | 234 |
| Steals per game | 9.7 | 8.1 |
| BLOCKS | 94 | 148 |
| Blocks per game | 3.2 | 5.1 |
| ATTENDANCE | 28947 | 19574 |
| Home games-Avg/Game | 15-1929 | 14-1398 |
| Neutral site-Avg/Game | - | 0-0 |
| SCORE BY QUARTERS | 1st 2nd 3rd 4th OT1 | TOTAL |
| Opponents | 778 701 839 814 28 | 3160 |
| Island Storm | 724 756 880 770 17 | 3147 |

KITCHENER-WATERLOO TITANS REGULAR SEASON PLAYER STATS

| # | Player | GP | GS | MIN | AVG | FG | FGA | PCT | 3P | 3PA | .PCT | FTFTA | .PCTOR | DR | REBR/G | PF | A | TO | BLK | ST | PTS | P/G | | | | |
|---------------------------|-----------------------|----|----|------|------|------|------|------|-----|-----|------|-------|--------|------|--------|------|------|------|-----|-----|-----|-----|-----|------|-------|--|
| 5 | Adam Blazek | 31 | 31 | 937 | 30.2 | 143 | 364 | .393 | 82 | 217 | .378 | 74 | 88 | .841 | 37 | 99 | 136 | 4.4 | 87 | 98 | 75 | 5 | 53 | 442 | 14.3 | |
| 4 | Ricky Tarrant | 15 | 14 | 468 | 31.2 | 91 | 205 | .444 | 16 | 65 | .246 | 87 | 98 | .888 | 10 | 56 | 66 | 4.4 | 30 | 60 | 32 | 0 | 25 | 285 | 19.0 | |
| 10 | A.J. Davis | 23 | 8 | 597 | 25.9 | 100 | 223 | .448 | 19 | 82 | .232 | 65 | 86 | .756 | 14 | 88 | 102 | 4.4 | 51 | 60 | 61 | 6 | 21 | 284 | 12.3 | |
| 15 | Adam Wing | 29 | 28 | 864 | 29.8 | 87 | 212 | .410 | 47 | 111 | .423 | 48 | 59 | .814 | 22 | 93 | 115 | 4.0 | 76 | 61 | 54 | 8 | 42 | 269 | 9.3 | |
| 9 | Tramar Sutherland | 29 | 2 | 575 | 19.8 | 85 | 193 | .440 | 19 | 67 | .284 | 41 | 60 | .683 | 34 | 66 | 100 | 3.4 | 61 | 53 | 47 | 4 | 31 | 230 | 7.9 | |
| 28 | Cavell Johnson | 28 | 6 | 585 | 20.8 | 88 | 206 | .427 | 8 | 39 | .205 | 36 | 59 | .610 | 33 | 90 | 123 | 4.4 | 59 | 40 | 29 | 44 | 14 | 220 | 7.9 | |
| 11 | Jason Calliste | 16 | 7 | 473 | 29.6 | 60 | 147 | .408 | 42 | 104 | .404 | 35 | 47 | .745 | 2 | 45 | 47 | 2.9 | 28 | 55 | 36 | 1 | 14 | 197 | 12.3 | |
| 32 | Paul Cooper | 24 | 21 | 541 | 22.5 | 73 | 147 | .497 | 0 | 2 | .000 | 51 | 95 | .537 | 72 | 76 | 148 | 6.2 | 64 | 24 | 59 | 17 | 16 | 197 | 8.2 | |
| 12 | Greg Morrow | 30 | 2 | 440 | 14.7 | 61 | 112 | .545 | 9 | 32 | .281 | 23 | 39 | .590 | 32 | 48 | 80 | 2.7 | 39 | 35 | 20 | 13 | 15 | 154 | 5.1 | |
| 3 | Ed Horton | 10 | 9 | 317 | 31.7 | 45 | 124 | .363 | 14 | 53 | .264 | 25 | 29 | .862 | 10 | 22 | 32 | 3.2 | 34 | 38 | 22 | 0 | 14 | 129 | 12.9 | |
| 33 | Flenard Whitfield | 9 | 7 | 224 | 24.9 | 48 | 102 | .471 | 9 | 30 | .300 | 24 | 30 | .800 | 16 | 52 | 68 | 7.6 | 25 | 8 | 22 | 7 | 2 | 129 | 14.3 | |
| 1 | Jamell Harris | 16 | 12 | 307 | 19.2 | 43 | 106 | .406 | 3 | 13 | .231 | 12 | 15 | .800 | 20 | 64 | 84 | 5.3 | 38 | 14 | 27 | 24 | 5 | 101 | 6.3 | |
| 24 | Orlando Coleman | 7 | 6 | 166 | 23.7 | 33 | 83 | .398 | 6 | 14 | .429 | 19 | 26 | .731 | 15 | 30 | 45 | 6.4 | 14 | 9 | 21 | 0 | 5 | 91 | 13.0 | |
| 33 | Kevin Foster | 9 | 1 | 154 | 17.1 | 30 | 76 | .395 | 3 | 19 | .158 | 28 | 37 | .757 | 16 | 28 | 44 | 4.9 | 20 | 7 | 15 | 6 | 2 | 91 | 10.1 | |
| 0 | George Blakeney | 12 | 0 | 213 | 17.8 | 30 | 61 | .492 | 2 | 2 | 1.00 | 25 | 41 | .610 | 16 | 39 | 55 | 4.6 | 34 | 8 | 24 | 5 | 3 | 87 | 7.3 | |
| 7 | Tramique Sutherland | 20 | 1 | 279 | 13.9 | 26 | 76 | .342 | 5 | 20 | .250 | 18 | 25 | .720 | 9 | 33 | 42 | 2.1 | 30 | 40 | 22 | 1 | 14 | 75 | 3.8 | |
| 23 | Hichem Benayad-Cherif | 12 | 1 | 113 | 9.4 | 17 | 46 | .370 | 8 | 27 | .296 | 2 | 8 | .250 | 1 | 22 | 23 | 1.9 | 17 | 7 | 5 | 3 | 2 | 44 | 3.7 | |
| 7 | Isiah Umipig | 4 | 2 | 115 | 28.8 | 14 | 40 | .350 | 9 | 24 | .375 | 6 | 6 | 1.00 | 3 | 7 | 10 | 2.5 | 12 | 26 | 7 | 0 | 4 | 43 | 10.8 | |
| 34 | Tyrone Dickson | 8 | 0 | 100 | 12.5 | 15 | 31 | .484 | 5 | 13 | .385 | 3 | 7 | .429 | 8 | 22 | 30 | 3.8 | 11 | 9 | 2 | 12 | 2 | 38 | 4.8 | |
| 14 | Anthony Ottley, Jr. | 1 | 0 | 11 | 11.0 | 1 | 3 | .333 | 0 | 1 | .000 | 0 | 0 | .000 | 0 | 0 | 0 | 0.0 | 0 | 0 | 0 | 0 | 0 | 2 | 2.0 | |
| TEAM | | | | | | | | | | | | | | | | | | | | | | | | | | |
| Kitchener-Waterloo Titans | | 31 | | 7479 | | 1090 | 2557 | .426 | 306 | 935 | .327 | 622 | 855 | .727 | 418 | 1097 | 1515 | 48.9 | 731 | 652 | 595 | 156 | 284 | 3108 | 100.3 | |

TEAM STATISTICS

| | KW | OPP |
|---------------------------|---------------------|-----------|
| SCORING | 3108 | 3123 |
| Points per game | 100.3 | 100.7 |
| Scoring margin | -0.5 | - |
| FIELD GOALS-ATT | 1090-2557 | 1158-2585 |
| Field goal pct | .426 | .448 |
| 3 POINT FG-ATT | 306-935 | 240-733 |
| 3-point FG pct | .327 | .327 |
| 3-pt FG made per game | 9.9 | 7.7 |
| FREE THROWS-ATT | 622-855 | 567-803 |
| Free throw pct | .727 | .706 |
| REBOUNDS | 1515 | 1534 |
| Rebounds per game | 48.9 | 49.5 |
| Rebounding margin | -0.6 | - |
| ASSISTS | 652 | 695 |
| Assists per game | 21.0 | 22.4 |
| TURNOVERS | 595 | 554 |
| Turnovers per game | 19.2 | 17.9 |
| Turnover margin | 1.3 | - |
| Assist / turnover ratio | 1.1 | 1.3 |
| STEALS | 284 | 280 |
| Steals per game | 9.2 | 9.0 |
| BLOCKS | 156 | 119 |
| Blocks per game | 5.0 | 3.8 |
| ATTENDANCE | 17932 | 31369 |
| Home games-Avg/Game | 15-1195 | 16-1960 |
| Neutral site-Avg/Game | - | 0-0 |
| SCORE BY QUARTERS | 1st 2nd 3rd 4th OT1 | TOTAL |
| Opponents | 750 733 847 771 22 | 3123 |
| Kitchener-Waterloo Titans | 716 718 794 852 27 | 3107 |

LONDON LIGHTNING REGULAR SEASON PLAYER STATS

| # | Player | GP | GS | MIN | AVG | FG | FGA | PCT | 3P | 3PA | .PCT | FTFTA | .PCTOR | DR | REBR/G | PF | A | TO | BLK | ST | PTS | P/G | | | | |
|------------------|--------------------|----|----|------|------|------|------|------|-----|-----|------|-------|--------|------|--------|------|------|------|-----|-----|-----|-----|-----|------|-------|--|
| 30 | Royce White | 29 | 29 | 940 | 32.4 | 209 | 371 | .563 | 8 | 28 | .286 | 106 | 203 | .522 | 66 | 203 | 269 | 9.3 | 122 | 174 | 105 | 19 | 40 | 532 | 18.3 | |
| 44 | Ryan Anderson | 30 | 30 | 911 | 30.4 | 161 | 388 | .415 | 106 | 277 | .383 | 80 | 90 | .889 | 17 | 133 | 150 | 5.0 | 95 | 109 | 58 | 10 | 52 | 508 | 16.9 | |
| 42 | Julian Boyd | 29 | 24 | 711 | 24.5 | 167 | 322 | .519 | 40 | 108 | .370 | 57 | 73 | .781 | 43 | 130 | 173 | 6.0 | 108 | 39 | 47 | 10 | 27 | 431 | 14.9 | |
| 32 | Joel Friesen | 30 | 9 | 855 | 28.5 | 111 | 225 | .493 | 63 | 136 | .463 | 49 | 58 | .845 | 29 | 73 | 102 | 3.4 | 95 | 55 | 35 | 9 | 39 | 334 | 11.1 | |
| 1 | Kyle Johnson | 23 | 6 | 557 | 24.2 | 101 | 228 | .443 | 31 | 92 | .337 | 52 | 70 | .743 | 27 | 55 | 82 | 3.6 | 39 | 30 | 26 | 1 | 18 | 285 | 12.4 | |
| 22 | Anthony Criswell | 30 | 0 | 464 | 15.5 | 96 | 197 | .487 | 22 | 53 | .415 | 48 | 66 | .727 | 45 | 89 | 134 | 4.5 | 65 | 19 | 36 | 11 | 14 | 262 | 8.7 | |
| 15 | Garrett Williamson | 19 | 16 | 567 | 29.8 | 88 | 196 | .449 | 4 | 16 | .250 | 76 | 105 | .724 | 42 | 47 | 89 | 4.7 | 43 | 50 | 36 | 8 | 25 | 256 | 13.5 | |
| 9 | Doug Herring Jr. | 19 | 8 | 660 | 34.7 | 83 | 182 | .456 | 18 | 51 | .353 | 71 | 88 | .807 | 15 | 76 | 91 | 4.8 | 38 | 146 | 45 | 3 | 42 | 255 | 13.4 | |
| 45 | Marvin Phillips | 20 | 6 | 436 | 21.8 | 81 | 174 | .466 | 34 | 80 | .425 | 29 | 35 | .829 | 26 | 73 | 99 | 5.0 | 60 | 17 | 19 | 5 | 17 | 225 | 11.3 | |
| 5 | Junior Cadougan | 24 | 22 | 625 | 26.0 | 69 | 160 | .431 | 16 | 49 | .327 | 50 | 62 | .806 | 12 | 51 | 63 | 2.6 | 59 | 109 | 35 | 0 | 26 | 204 | 8.5 | |
| 12 | Marvin Singleton | 24 | 0 | 280 | 11.6 | 30 | 76 | .395 | 9 | 29 | .310 | 13 | 17 | .765 | 21 | 17 | 38 | 1.6 | 42 | 18 | 18 | 2 | 10 | 82 | 3.4 | |
| 25 | Frederick Edmond | 9 | 0 | 113 | 12.6 | 17 | 33 | .515 | 0 | 3 | .000 | 7 | 14 | .500 | 13 | 22 | 35 | 3.9 | 8 | 17 | 17 | 1 | 5 | 41 | 4.6 | |
| 4 | Marcus Capers | 4 | 0 | 51 | 12.8 | 5 | 9 | .556 | 0 | 2 | .000 | 5 | 6 | .833 | 3 | 2 | 5 | 1.3 | 8 | 4 | 3 | 0 | 1 | 15 | 3.8 | |
| 1 | Kareem Cauty | 1 | 0 | 18 | 18.0 | 3 | 10 | .300 | 0 | 3 | .000 | 2 | 2 | 1.00 | 1 | 0 | 1 | 1.0 | 0 | 3 | 0 | 0 | 2 | 8 | 8.0 | |
| 14 | Troy Gottselig | 6 | 0 | 63 | 10.5 | 1 | 12 | .083 | 1 | 8 | .125 | 4 | 4 | 1.00 | 6 | 12 | 18 | 3.0 | 13 | 7 | 1 | 1 | 1 | 7 | 1.2 | |
| TEAM | | | | | | | | | | | | | | 33 | 74 | 107 | | | | | | | | | | |
| London Lightning | | 30 | | 7252 | | 1222 | 2583 | .473 | 352 | 935 | .376 | 649 | 893 | .727 | 399 | 1057 | 1456 | 48.5 | 799 | 797 | 488 | 80 | 319 | 3445 | 114.8 | |

TEAM STATISTICS

| | Lon | OPP |
|-------------------------|---------------------|-----------|
| SCORING | 3445 | 3044 |
| Points per game | 114.8 | 101.5 |
| Scoring margin | 13.4 | - |
| FIELD GOALS-ATT | 1222-2583 | 1091-2461 |
| Field goal pct | .473 | .443 |
| 3 POINT FG-ATT | 352-935 | 289-879 |
| 3-point FG pct | .376 | .329 |
| 3-pt FG made per game | 11.7 | 9.6 |
| FREE THROWS-ATT | 649-893 | 573-776 |
| Free throw pct | .727 | .738 |
| REBOUNDS | 1456 | 1383 |
| Rebounds per game | 48.5 | 46.1 |
| Rebounding margin | 2.4 | - |
| ASSISTS | 797 | 672 |
| Assists per game | 26.6 | 22.4 |
| TURNOVERS | 488 | 615 |
| Turnovers per game | 16.3 | 20.5 |
| Turnover margin | -4.2 | - |
| Assist / turnover ratio | 1.6 | 1.1 |
| STEALS | 319 | 234 |
| Steals per game | 10.6 | 7.8 |
| BLOCKS | 80 | 146 |
| Blocks per game | 2.7 | 4.9 |
| ATTENDANCE | 68910 | 16484 |
| Home games-Avg/Game | 14-4922 | 16-1030 |
| Neutral site-Avg/Game | - | 0-0 |
| SCORE BY QUARTERS | 1st 2nd 3rd 4th OT1 | TOTAL |
| Opponents | 657 746 789 824 27 | 3043 |
| London Lightning | 879 809 879 856 22 | 3445 |

MONCTON MIRACLES REGULAR SEASON PLAYER STATS

| # | Player | GP | GS | MIN | AVG | FG | FGA | PCT | 3P | 3PA | .PCT | FTFTA | .PCTOR | DR | REBR/G | PF | A | TO | BLK | ST | PTS | P/G | | | |
|------------------|-------------------------|----|----|------|------|------|------|------|-----|------|------|-------|--------|------|--------|------|------|------|-----|-----|-----|-----|-----|------|-------|
| 13 | Melvin Johnson III | 27 | 6 | 804 | 29.8 | 169 | 378 | .447 | 78 | 192 | .406 | 75 | 115 | .652 | 20 | 81 | 101 | 3.7 | 64 | 54 | 74 | 5 | 33 | 491 | 18.2 |
| 55 | Russell Byrd | 31 | 31 | 1008 | 32.5 | 155 | 411 | .377 | 99 | 280 | .354 | 54 | 67 | .806 | 27 | 123 | 150 | 4.8 | 103 | 81 | 61 | 10 | 28 | 463 | 14.9 |
| 5 | Tydran Beaty | 30 | 14 | 810 | 27.0 | 170 | 318 | .535 | 9 | 37 | .243 | 87 | 132 | .659 | 69 | 153 | 222 | 7.4 | 112 | 55 | 80 | 23 | 24 | 436 | 14.5 |
| 7 | Malik Story | 29 | 25 | 879 | 30.3 | 156 | 371 | .420 | 81 | 221 | .367 | 34 | 41 | .829 | 21 | 93 | 114 | 3.9 | 79 | 101 | 57 | 13 | 24 | 427 | 14.7 |
| 33 | Tim Mitchell | 30 | 29 | 635 | 21.2 | 124 | 201 | .617 | 1 | 3 | .333 | 41 | 89 | .461 | 81 | 188 | 269 | 9.0 | 138 | 17 | 57 | 41 | 21 | 290 | 9.7 |
| 3 | Brandan Kearney | 18 | 17 | 536 | 29.8 | 93 | 207 | .449 | 47 | 105 | .448 | 15 | 20 | .750 | 17 | 57 | 74 | 4.1 | 60 | 49 | 29 | 3 | 19 | 248 | 13.8 |
| 42 | Tyrrel Tate | 23 | 6 | 529 | 23.0 | 68 | 162 | .420 | 10 | 28 | .357 | 73 | 93 | .785 | 19 | 64 | 83 | 3.6 | 63 | 53 | 40 | 2 | 14 | 219 | 9.5 |
| 3 | Antonio "Scoop" Jardine | 11 | 8 | 313 | 28.5 | 65 | 143 | .455 | 11 | 35 | .314 | 38 | 57 | .667 | 10 | 29 | 39 | 3.5 | 29 | 65 | 39 | 1 | 13 | 179 | 16.3 |
| 23 | Korie Lucious | 13 | 12 | 445 | 34.3 | 53 | 157 | .338 | 14 | 56 | .250 | 32 | 44 | .727 | 13 | 37 | 50 | 3.8 | 30 | 90 | 48 | 2 | 26 | 152 | 11.7 |
| 44 | Theo Davis | 30 | 2 | 431 | 14.4 | 55 | 93 | .591 | 0 | 1 | .000 | 23 | 41 | .561 | 43 | 72 | 115 | 3.8 | 81 | 13 | 25 | 19 | 4 | 133 | 4.4 |
| 23 | Leon Sutton | 16 | 3 | 326 | 20.4 | 19 | 59 | .322 | 13 | 38 | .342 | 3 | 5 | .600 | 9 | 25 | 34 | 2.1 | 19 | 52 | 20 | 1 | 11 | 54 | 3.4 |
| 2 | Cordell Jeanty | 20 | 0 | 233 | 11.7 | 20 | 43 | .465 | 0 | 2 | .000 | 13 | 20 | .650 | 15 | 32 | 47 | 2.4 | 35 | 9 | 6 | 0 | 3 | 53 | 2.6 |
| 50 | Darrell Wonge | 6 | 0 | 90 | 15.0 | 14 | 31 | .452 | 10 | 18 | .556 | 5 | 6 | .833 | 3 | 11 | 14 | 2.3 | 12 | 6 | 5 | 3 | 2 | 43 | 7.2 |
| 10 | Ian Pickney | 4 | 0 | 60 | 15.1 | 14 | 34 | .412 | 1 | 9 | .111 | 4 | 7 | .571 | 4 | 5 | 9 | 2.3 | 13 | 9 | 5 | 0 | 4 | 33 | 8.3 |
| 30 | Jordan Stotts | 12 | 0 | 93 | 7.7 | 13 | 29 | .448 | 3 | 14 | .214 | 2 | 4 | .500 | 1 | 10 | 11 | 0.9 | 14 | 2 | 7 | 2 | 1 | 31 | 2.6 |
| 34 | Jamal Gatali | 18 | 2 | 165 | 9.2 | 6 | 26 | .231 | 5 | 19 | .263 | 1 | 5 | .200 | 1 | 22 | 23 | 1.3 | 17 | 9 | 7 | 4 | 10 | 18 | 1.0 |
| 10 | Hunter Williams | 4 | 0 | 20 | 5.0 | 1 | 8 | .125 | 1 | 7 | .143 | 0 | 0 | .000 | 1 | 0 | 1 | 0.3 | 3 | 2 | 2 | 0 | 0 | 3 | 0.8 |
| 13 | Mike Malat | 3 | 0 | 30 | 10.0 | 1 | 10 | .100 | 1 | 8 | .125 | 0 | 0 | .000 | 0 | 6 | 6 | 2.0 | 2 | 4 | 6 | 1 | 2 | 3 | 1.0 |
| TEAM | | | | | | | | | | | | | | | 34 | 130 | 164 | | | | 8 | | | | |
| Moncton Miracles | | 31 | | 7407 | | 1196 | 2681 | .446 | 384 | 1073 | .358 | 500 | 746 | .670 | 388 | 1138 | 1526 | 49.2 | 880 | 672 | 576 | 130 | 240 | 3276 | 105.7 |

TEAM STATISTICS

| | Mnc | OPP |
|-------------------------|---------------------|-----------|
| SCORING | 3276 | 3418 |
| Points per game | 105.7 | 110.3 |
| Scoring margin | -4.6 | - |
| FIELD GOALS-ATT | 1196-2681 | 1183-2644 |
| Field goal pct | .446 | .447 |
| 3 POINT FG-ATT | 384-1073 | 306-871 |
| 3-point FG pct | .358 | .351 |
| 3-pt FG made per game | 12.4 | 9.9 |
| FREE THROWS-ATT | 500-746 | 746-1068 |
| Free throw pct | .670 | .699 |
| REBOUNDS | 1526 | 1613 |
| Rebounds per game | 49.2 | 52.0 |
| Rebounding margin | -2.8 | - |
| ASSISTS | 672 | 672 |
| Assists per game | 21.7 | 21.7 |
| TURNOVERS | 576 | 527 |
| Turnovers per game | 18.6 | 17.0 |
| Turnover margin | 1.6 | - |
| Assist / turnover ratio | 1.2 | 1.3 |
| STEALS | 240 | 281 |
| Steals per game | 7.7 | 9.1 |
| BLOCKS | 130 | 105 |
| Blocks per game | 4.2 | 3.4 |
| ATTENDANCE | 21903 | 28004 |
| Home games-Avg/Game | 15-1460 | 16-1750 |
| Neutral site-Avg/Game | - | 0-0 |
| SCORE BY QUARTERS | 1st 2nd 3rd 4th OT1 | TOTAL |
| Opponents | 843 802 881 885 7 | 3418 |
| Moncton Miracles | 756 784 852 875 10 | 3277 |

NIAGARA RIVER LIONS REGULAR SEASON PLAYER STATS

| # | Player | GP | GS | MIN | AVG | FG | FGA | PCT | 3P | 3PA | .PCT | FTFTA | .PCTOR | DR | REBR/G | PF | A | TO | BLK | ST | PTS | P/G | | | |
|---------------------|-------------------------|----|----|------|------|------|------|------|-----|-----|------|-------|--------|------|--------|------|------|------|-----|-----|-----|-----|-----|------|------|
| 31 | Kirk Williams Jr | 31 | 18 | 906 | 29.2 | 197 | 434 | .454 | 26 | 108 | .241 | 90 | 139 | .647 | 69 | 128 | 197 | 6.4 | 98 | 68 | 77 | 11 | 36 | 510 | 16.5 |
| 12 | Marcus Lewis | 28 | 25 | 907 | 32.4 | 145 | 280 | .518 | 43 | 110 | .391 | 66 | 96 | .688 | 22 | 57 | 79 | 2.8 | 77 | 72 | 75 | 14 | 53 | 399 | 14.3 |
| 24 | Chris Commons | 25 | 21 | 751 | 30.0 | 119 | 278 | .428 | 14 | 73 | .192 | 69 | 93 | .742 | 44 | 99 | 143 | 5.7 | 74 | 53 | 59 | 26 | 15 | 321 | 12.8 |
| 22 | Tyshawn Patterson | 28 | 7 | 696 | 24.9 | 105 | 234 | .449 | 30 | 102 | .294 | 53 | 72 | .736 | 19 | 68 | 87 | 3.1 | 40 | 56 | 59 | 2 | 26 | 293 | 10.5 |
| 0 | Richard Amardi | 22 | 10 | 487 | 22.1 | 86 | 205 | .420 | 26 | 93 | .280 | 34 | 48 | .708 | 27 | 91 | 118 | 5.4 | 76 | 23 | 32 | 10 | 21 | 232 | 10.5 |
| 3 | Sammy Zeglinski | 18 | 17 | 580 | 32.2 | 71 | 193 | .368 | 33 | 102 | .324 | 27 | 37 | .730 | 17 | 63 | 80 | 4.4 | 43 | 123 | 43 | 2 | 33 | 202 | 11.2 |
| 34 | Carl Hall | 15 | 1 | 358 | 23.9 | 74 | 121 | .612 | 0 | 0 | .000 | 49 | 76 | .645 | 31 | 54 | 85 | 5.7 | 40 | 18 | 32 | 18 | 8 | 197 | 13.1 |
| 11 | Logan Stutz | 14 | 7 | 323 | 23.1 | 56 | 119 | .471 | 18 | 42 | .429 | 33 | 45 | .733 | 30 | 68 | 98 | 7.0 | 27 | 15 | 27 | 2 | 8 | 163 | 11.6 |
| 14 | Antonio "Scoop" Jardine | 12 | 8 | 367 | 30.6 | 56 | 145 | .386 | 8 | 31 | .258 | 17 | 29 | .586 | 14 | 41 | 55 | 4.6 | 30 | 79 | 37 | 1 | 13 | 137 | 11.4 |
| 4 | Tyler Murray | 28 | 10 | 571 | 20.4 | 42 | 101 | .416 | 13 | 44 | .295 | 25 | 34 | .735 | 12 | 37 | 49 | 1.8 | 46 | 61 | 41 | 6 | 20 | 122 | 4.4 |
| 23 | Josiah Moore | 28 | 8 | 388 | 13.8 | 40 | 100 | .400 | 7 | 34 | .206 | 16 | 36 | .444 | 23 | 53 | 76 | 2.7 | 33 | 17 | 22 | 0 | 13 | 103 | 3.7 |
| 15 | Samuel Muldrow | 17 | 14 | 371 | 21.8 | 39 | 99 | .394 | 14 | 46 | .304 | 9 | 14 | .643 | 13 | 53 | 66 | 3.9 | 54 | 24 | 21 | 45 | 9 | 101 | 5.9 |
| 2 | Nick Okorie | 5 | 3 | 159 | 31.8 | 29 | 65 | .446 | 13 | 33 | .394 | 15 | 24 | .625 | 7 | 18 | 25 | 5.0 | 18 | 18 | 9 | 0 | 7 | 86 | 17.2 |
| 2 | Bilal Benn | 14 | 4 | 286 | 20.4 | 34 | 76 | .447 | 3 | 11 | .273 | 11 | 15 | .733 | 15 | 40 | 55 | 3.9 | 23 | 43 | 28 | 2 | 16 | 82 | 5.9 |
| 20 | Russ Conley | 14 | 1 | 146 | 10.4 | 19 | 43 | .442 | 3 | 6 | .500 | 11 | 21 | .524 | 13 | 17 | 30 | 2.1 | 17 | 8 | 11 | 1 | 3 | 52 | 3.7 |
| 13 | Mike Allison | 3 | 0 | 62 | 20.7 | 4 | 13 | .308 | 0 | 0 | .000 | 4 | 6 | .667 | 7 | 11 | 18 | 6.0 | 9 | 5 | 5 | 3 | 0 | 12 | 4.0 |
| 21 | Rotimi Osuntola Jr | 5 | 0 | 12 | 2.4 | 0 | 2 | .000 | 0 | 1 | .000 | 7 | 8 | .875 | 2 | 5 | 7 | 1.4 | 0 | 0 | 3 | 2 | 0 | 7 | 1.4 |
| 10 | Naadir Tharpe | 4 | 1 | 35 | 8.8 | 2 | 11 | .182 | 0 | 8 | .000 | 0 | 0 | .000 | 1 | 0 | 1 | 0.3 | 6 | 4 | 2 | 0 | 1 | 4 | 1.0 |
| 8 | Elliot Mason | 1 | 0 | 2 | 2.0 | 0 | 0 | .000 | 0 | 0 | .000 | 0 | 0 | .000 | 0 | 0 | 0 | 0.0 | 0 | 0 | 0 | 0 | 0 | 0 | 0.0 |
| 23 | Anthony Ottley Jr | 2 | 0 | 8 | 4.0 | 0 | 2 | .000 | 0 | 2 | .000 | 0 | 0 | .000 | 0 | 1 | 1 | 0.5 | 1 | 1 | 0 | 0 | 0 | 0 | 0.0 |
| TEAM | | | | | | | | | | | | | | | | | | | | | | | | | |
| Niagara River Lions | | 31 | | 7413 | | 1118 | 2521 | .443 | 251 | 846 | .297 | 536 | 793 | .676 | 422 | 1019 | 1441 | 46.5 | 716 | 688 | 596 | 146 | 284 | 3023 | 97.5 |

TEAM STATISTICS

| | Nia | OPP |
|-------------------------|-----------------------|-----------|
| SCORING | 3023 | 3281 |
| Points per game | 97.5 | 105.8 |
| Scoring margin | -8.3 | - |
| FIELD GOALS-ATT | 1118-2521 | 1217-2637 |
| Field goal pct | .443 | .462 |
| 3 POINT FG-ATT | 251-846 | 360-940 |
| 3-point FG pct | .297 | .383 |
| 3-pt FG made per game | 8.1 | 11.6 |
| FREE THROWS-ATT | 536-793 | 487-685 |
| Free throw pct | .676 | .711 |
| REBOUNDS | 1441 | 1549 |
| Rebounds per game | 46.5 | 50.0 |
| Rebounding margin | -3.5 | - |
| ASSISTS | 688 | 783 |
| Assists per game | 22.2 | 25.3 |
| TURNOVERS | 596 | 547 |
| Turnovers per game | 19.2 | 17.6 |
| Turnover margin | 1.6 | - |
| Assist / turnover ratio | 1.2 | 1.4 |
| STEALS | 284 | 316 |
| Steals per game | 9.2 | 10.2 |
| BLOCKS | 146 | 117 |
| Blocks per game | 4.7 | 3.8 |
| ATTENDANCE | 26650 | 29652 |
| Home games-Avg/Game | 15-1776 | 16-1853 |
| Neutral site-Avg/Game | - | 0-0 |
| SCORE BY QUARTERS | 1st 2nd 3rd 4th TOTAL | |
| Opponents | 790 783 806 902 | 3281 |
| Niagara River Lions | 703 735 785 803 | 3026 |

ORANGEVILLE A'S REGULAR SEASON PLAYER STATS

| # | Player | GP | GS | MIN | AVG | FG | FGA | PCT | 3P | 3PA | .PCT | FTFTA | .PCTOR | DR | REBR/G | PF | A | TO | BLK | ST | PTS | P/G | | | | | | | | | | | | | | | | |
|-----------------|--------------------------|----|----|------|------|-----|-----|------|----|-----|------|-------|--------|------|--------|------|------|------|-----|-----|------|-----|-----|------|------|------|------|------|-----|-----|-----|----|-----|------|-------|--|--|--|
| 24 | Rahllir Hollis-Jefferson | 30 | 29 | 1145 | 38.2 | 191 | 415 | .460 | 31 | 100 | .310 | 133 | 179 | .743 | 68 | 142 | 210 | 7.0 | 98 | 144 | 80 | 25 | 66 | 546 | 18.2 | | | | | | | | | | | | | |
| 32 | Stefan Nastic | 20 | 18 | 581 | 29.1 | 130 | 239 | .544 | 8 | 34 | .235 | 79 | 106 | .745 | 49 | 108 | 157 | 7.8 | 74 | 32 | 35 | 7 | 11 | 347 | 17.4 | | | | | | | | | | | | | |
| 2 | Rick Bodiford | 29 | 26 | 815 | 28.1 | 116 | 282 | .411 | 35 | 105 | .333 | 67 | 88 | .761 | 32 | 120 | 152 | 5.2 | 78 | 78 | 59 | 6 | 27 | 334 | 11.5 | | | | | | | | | | | | | |
| 3 | Anthony Harris | 24 | 22 | 695 | 29.0 | 129 | 284 | .454 | 32 | 93 | .344 | 39 | 70 | .557 | 16 | 76 | 92 | 3.8 | 69 | 140 | 84 | 2 | 21 | 329 | 13.7 | | | | | | | | | | | | | |
| 20 | Justin Moss | 16 | 14 | 495 | 30.9 | 118 | 221 | .534 | 1 | 3 | .333 | 76 | 104 | .731 | 43 | 98 | 141 | 8.8 | 46 | 31 | 54 | 1 | 33 | 313 | 19.6 | | | | | | | | | | | | | |
| 4 | Jameson Tipping | 28 | 9 | 690 | 24.6 | 93 | 231 | .403 | 52 | 142 | .366 | 19 | 29 | .655 | 10 | 84 | 94 | 3.4 | 77 | 49 | 51 | 0 | 16 | 257 | 9.2 | | | | | | | | | | | | | |
| 5 | Alex Johnson | 21 | 9 | 598 | 28.5 | 71 | 189 | .376 | 24 | 71 | .338 | 35 | 53 | .660 | 14 | 75 | 89 | 4.2 | 32 | 142 | 54 | 1 | 31 | 201 | 9.6 | | | | | | | | | | | | | |
| 12 | Jake Anderson | 24 | 5 | 462 | 19.3 | 59 | 146 | .404 | 23 | 63 | .365 | 32 | 35 | .914 | 13 | 60 | 73 | 3.0 | 31 | 65 | 38 | 0 | 12 | 173 | 7.2 | | | | | | | | | | | | | |
| 31 | Slim Magee | 24 | 2 | 354 | 14.8 | 73 | 119 | .613 | 1 | 4 | .250 | 14 | 21 | .667 | 33 | 79 | 112 | 4.7 | 62 | 7 | 27 | 28 | 6 | 161 | 6.7 | | | | | | | | | | | | | |
| 34 | Corbin Thomas | 13 | 9 | 328 | 25.2 | 59 | 116 | .509 | 1 | 7 | .143 | 33 | 46 | .717 | 35 | 36 | 71 | 5.5 | 36 | 12 | 17 | 6 | 9 | 152 | 11.7 | | | | | | | | | | | | | |
| 10 | Enrico DiLoreto | 24 | 4 | 348 | 14.5 | 45 | 121 | .372 | 23 | 58 | .397 | 20 | 23 | .870 | 6 | 21 | 27 | 1.1 | 36 | 18 | 17 | 0 | 11 | 133 | 5.5 | | | | | | | | | | | | | |
| 13 | Larry Anderson | 7 | 0 | 202 | 28.9 | 37 | 72 | .514 | 6 | 18 | .333 | 15 | 19 | .789 | 10 | 37 | 47 | 6.7 | 16 | 15 | 7 | 1 | 9 | 95 | 13.6 | | | | | | | | | | | | | |
| 15 | Nick Wiggins | 8 | 0 | 115 | 14.4 | 19 | 50 | .380 | 4 | 17 | .235 | 4 | 4 | 1.00 | 1 | 17 | 18 | 2.3 | 5 | 4 | 3 | 1 | 1 | 46 | 5.8 | | | | | | | | | | | | | |
| 21 | Da'Quan Cook | 7 | 1 | 129 | 18.4 | 12 | 32 | .375 | 2 | 5 | .400 | 20 | 24 | .833 | 7 | 22 | 29 | 4.1 | 23 | 5 | 13 | 3 | 2 | 46 | 6.6 | | | | | | | | | | | | | |
| 22 | Parris Scales | 11 | 5 | 149 | 13.5 | 14 | 36 | .389 | 1 | 4 | .250 | 6 | 11 | .545 | 5 | 18 | 23 | 2.1 | 36 | 3 | 11 | 3 | 2 | 35 | 3.2 | | | | | | | | | | | | | |
| 21 | Daniel Tulloch | 11 | 2 | 127 | 11.5 | 15 | 32 | .469 | 0 | 3 | .000 | 2 | 7 | .286 | 17 | 16 | 33 | 3.0 | 32 | 8 | 6 | 3 | 7 | 32 | 2.9 | | | | | | | | | | | | | |
| 13 | Troy Joseph | 10 | 0 | 172 | 17.2 | 9 | 35 | .257 | 3 | 17 | .176 | 4 | 4 | 1.00 | 6 | 13 | 19 | 1.9 | 9 | 10 | 5 | 1 | 5 | 25 | 2.5 | | | | | | | | | | | | | |
| 12 | Kahlil McDonald | 1 | 0 | 19 | 19.0 | 2 | 5 | .400 | 2 | 5 | .400 | 0 | 0 | .000 | 0 | 2 | 2 | 2.0 | 1 | 2 | 0 | 0 | 0 | 6 | 6.0 | | | | | | | | | | | | | |
| 32 | James Siakam | 1 | 0 | 8 | 8.0 | 2 | 3 | .667 | 0 | 0 | .000 | 0 | 0 | .000 | 2 | 1 | 3 | 3.0 | 3 | 0 | 1 | 0 | 1 | 4 | 4.0 | | | | | | | | | | | | | |
| 5 | Scotty Hendricks | 6 | 0 | 67 | 11.1 | 0 | 11 | .000 | 0 | 9 | .000 | 3 | 4 | .750 | 1 | 7 | 8 | 1.3 | 6 | 7 | 5 | 0 | 2 | 3 | 0.5 | | | | | | | | | | | | | |
| 13 | Kyle Wiggins | 1 | 0 | 1 | 1.0 | 0 | 1 | .000 | 0 | 1 | .000 | 0 | 0 | .000 | 0 | 0 | 0 | 0.0 | 0 | 0 | 0 | 0 | 0 | 0 | 0.0 | | | | | | | | | | | | | |
| 34 | Gavin Thurman | 5 | 0 | 18 | 3.6 | 0 | 3 | .000 | 0 | 1 | .000 | 0 | 0 | .000 | 0 | 1 | 1 | 0.2 | 1 | 1 | 0 | 0 | 0 | 0 | 0.0 | | | | | | | | | | | | | |
| TEAM | | | | | | | | | | | | | | 55 | 71 | 126 | | | | | | | | | | | | | | | | | | | | | | |
| Orangeville A's | | | | | | | | | | | | | | 31 | 7518 | 1194 | 2643 | .452 | 249 | 760 | .328 | 601 | 827 | .727 | 4231 | 1104 | 1527 | 49.3 | 773 | 773 | 574 | 88 | 272 | 3238 | 104.5 | | | |

TEAM STATISTICS

| | Ora | OPP |
|-------------------------|-------------------------------|-----------|
| SCORING | 3238 | 3306 |
| Points per game | 104.5 | 106.6 |
| Scoring margin | -2.2 | - |
| FIELD GOALS-ATT | 1194-2643 | 1183-2601 |
| Field goal pct | .452 | .455 |
| 3 POINT FG-ATT | 249-760 | 324-914 |
| 3-point FG pct | .328 | .354 |
| 3-pt FG made per game | 8.0 | 10.5 |
| FREE THROWS-ATT | 601-827 | 616-859 |
| Free throw pct | .727 | .717 |
| REBOUNDS | 1527 | 1499 |
| Rebounds per game | 49.3 | 48.4 |
| Rebounding margin | 0.9 | - |
| ASSISTS | 773 | 818 |
| Assists per game | 24.9 | 26.4 |
| TURNOVERS | 574 | 556 |
| Turnovers per game | 18.5 | 17.9 |
| Turnover margin | 0.6 | - |
| Assist / turnover ratio | 1.3 | 1.5 |
| STEALS | 272 | 287 |
| Steals per game | 8.8 | 9.3 |
| BLOCKS | 88 | 182 |
| Blocks per game | 2.8 | 5.9 |
| ATTENDANCE | 3728 | 21750 |
| Home games-Avg/Game | 16-233 | 15-1450 |
| Neutral site-Avg/Game | - | 0-0 |
| SCORE BY QUARTERS | 1st 2nd 3rd 4th OT1 OT2 TOTAL | |
| Opponents | 798 755 870 846 23 14 | 3306 |
| Orangeville A's | 778 794 787 841 25 13 | 3238 |

SAINT JOHN RIPTIDE REGULAR SEASON PLAYER STATS

| # | Player | GP | GS | MIN | AVG | FG | FGA | PCT | 3P | 3PA | .PCT | FTFTA | .PCTOR | DR | REBR/G | PF | A | TO | BLK | ST | PTS | P/G | | | | | | | | | | | | | | | |
|--------------------|--------------------|----|----|------|------|-----|-----|------|----|-----|------|-------|--------|------|--------|------|-----|------|------|------|-----|------|------|-----|------|------|-----|------|------|------|-----|-----|-----|-----|-----|------|-------|
| 12 | Anthony Anderson | 28 | 28 | 1126 | 40.2 | 224 | 503 | .445 | 86 | 218 | .394 | 135 | 162 | .833 | 28 | 105 | 133 | 4.8 | 53 | 168 | 72 | 1 | 35 | 669 | 23.9 | | | | | | | | | | | | |
| 25 | Gabe Freeman | 27 | 22 | 830 | 30.7 | 213 | 456 | .467 | 41 | 104 | .394 | 155 | 195 | .795 | 86 | 176 | 262 | 9.7 | 104 | 47 | 46 | 15 | 32 | 622 | 23.0 | | | | | | | | | | | | |
| 33 | Haakim Johnson | 28 | 16 | 833 | 29.7 | 178 | 406 | .438 | 69 | 193 | .358 | 62 | 89 | .697 | 46 | 155 | 201 | 7.2 | 109 | 48 | 74 | 8 | 32 | 487 | 17.4 | | | | | | | | | | | | |
| 32 | Darin Mency | 29 | 8 | 752 | 25.9 | 133 | 314 | .424 | 50 | 148 | .338 | 68 | 86 | .791 | 20 | 72 | 92 | 3.2 | 67 | 67 | 50 | 6 | 31 | 384 | 13.2 | | | | | | | | | | | | |
| 35 | Olumuyiwa Famutimi | 29 | 27 | 907 | 31.3 | 108 | 277 | .390 | 60 | 171 | .351 | 30 | 36 | .833 | 29 | 77 | 106 | 3.7 | 79 | 70 | 33 | 4 | 23 | 306 | 10.6 | | | | | | | | | | | | |
| 23 | Horace Wormely | 25 | 19 | 757 | 30.3 | 100 | 198 | .505 | 37 | 86 | .430 | 56 | 66 | .848 | 11 | 88 | 99 | 4.0 | 51 | 156 | 41 | 2 | 50 | 293 | 11.7 | | | | | | | | | | | | |
| 1 | Brian Addison | 32 | 17 | 892 | 27.9 | 125 | 267 | .468 | 1 | 12 | .083 | 28 | 61 | .459 | 98 | 143 | 241 | 7.5 | 118 | 35 | 30 | 25 | 37 | 279 | 8.7 | | | | | | | | | | | | |
| 6 | Jabs Newby | 25 | 11 | 468 | 18.7 | 51 | 132 | .386 | 11 | 28 | .393 | 40 | 52 | .769 | 24 | 40 | 64 | 2.6 | 48 | 72 | 31 | 1 | 13 | 153 | 6.1 | | | | | | | | | | | | |
| 15 | Jahmal McQueen | 30 | 0 | 476 | 15.9 | 57 | 131 | .435 | 9 | 28 | .321 | 26 | 34 | .765 | 32 | 53 | 85 | 2.8 | 73 | 26 | 29 | 17 | 13 | 149 | 5.0 | | | | | | | | | | | | |
| 0 | Anthony Stover | 23 | 16 | 565 | 24.5 | 57 | 114 | .500 | 0 | 0 | .000 | 20 | 53 | .377 | 49 | 101 | 150 | 6.5 | 59 | 19 | 29 | 56 | 8 | 134 | 5.8 | | | | | | | | | | | | |
| 21 | Aaron Brown | 9 | 1 | 180 | 20.0 | 19 | 60 | .317 | 3 | 11 | .273 | 7 | 10 | .700 | 13 | 14 | 27 | 3.0 | 17 | 3 | 7 | 0 | 4 | 48 | 5.3 | | | | | | | | | | | | |
| 4 | Craig Foster | 9 | 0 | 58 | 6.4 | 4 | 11 | .364 | 0 | 2 | .000 | 4 | 5 | .800 | 3 | 3 | 6 | 0.7 | 6 | 15 | 10 | 0 | 2 | 12 | 1.3 | | | | | | | | | | | | |
| 21 | Chris Early | 5 | 0 | 30 | 6.0 | 4 | 14 | .286 | 2 | 7 | .286 | 0 | 1 | .000 | 3 | 2 | 5 | 1.0 | 7 | 2 | 2 | 0 | 0 | 10 | 2.0 | | | | | | | | | | | | |
| 10 | Mike Anderson (M) | 8 | 0 | 48 | 6.0 | 3 | 12 | .250 | 2 | 6 | .333 | 0 | 0 | .000 | 1 | 1 | 2 | 0.3 | 12 | 0 | 3 | 0 | 0 | 8 | 1.0 | | | | | | | | | | | | |
| 34 | Chris Commons | 1 | 0 | 11 | 11.0 | 3 | 6 | .500 | 0 | 1 | .000 | 0 | 0 | .000 | 1 | 3 | 4 | 4.0 | 2 | 1 | 0 | 0 | 0 | 6 | 6.0 | | | | | | | | | | | | |
| 1 | Dane Suttle Jr. | 1 | 0 | 0 | 0.0 | 0 | 0 | .000 | 0 | 0 | .000 | 0 | 0 | .000 | 0 | 0 | 0 | 0.0 | 0 | 0 | 0 | 0 | 0 | 0 | 0.0 | | | | | | | | | | | | |
| 6 | Alex Campbell | 1 | 0 | 5 | 5.0 | 0 | 1 | .000 | 0 | 1 | .000 | 0 | 0 | .000 | 0 | 0 | 0 | 0.0 | 0 | 0 | 1 | 0 | 0 | 0 | 0.0 | | | | | | | | | | | | |
| 10 | Orlando Palmer | 4 | 0 | 10 | 2.5 | 0 | 2 | .000 | 0 | 2 | .000 | 0 | 0 | .000 | 0 | 0 | 0 | 0.0 | 3 | 0 | 0 | 0 | 2 | 0 | 0.0 | | | | | | | | | | | | |
| TEAM | | | | | | | | | | | | | | | | | | | | | | | | | | | | | | | | | | | | | |
| Saint John Riptide | | | | | | | | | | | | | | 33 | | 7947 | | 1279 | 2904 | .440 | 371 | 1018 | .364 | 631 | 850 | .742 | 472 | 1250 | 1722 | 52.2 | 812 | 729 | 476 | 135 | 284 | 3560 | 107.9 |

| TEAM STATISTICS | StJ | OPP |
|-------------------------|----------------------|-----------|
| SCORING | 3560 | 3436 |
| Points per game | 107.9 | 104.1 |
| Scoring margin | 3.8 | - |
| FIELD GOALS-ATT | 1279-2904 | 1216-2779 |
| Field goal pct | .440 | .438 |
| 3 POINT FG-ATT | 371-1018 | 318-960 |
| 3-point FG pct | .364 | .331 |
| 3-pt FG made per game | 11.2 | 9.6 |
| FREE THROWS-ATT | 631-850 | 686-944 |
| Free throw pct | .742 | .727 |
| REBOUNDS | 1722 | 1660 |
| Rebounds per game | 52.2 | 50.3 |
| Rebounding margin | 1.9 | - |
| ASSISTS | 729 | 734 |
| Assists per game | 22.1 | 22.2 |
| TURNOVERS | 476 | 545 |
| Turnovers per game | 14.4 | 16.5 |
| Turnover margin | -2.1 | - |
| Assist / turnover ratio | 1.5 | 1.3 |
| STEALS | 284 | 248 |
| Steals per game | 8.6 | 7.5 |
| BLOCKS | 135 | 117 |
| Blocks per game | 4.1 | 3.5 |
| ATTENDANCE | 27467 | 27811 |
| Home games-Avg/Game | 18-1525 | 15-1854 |
| Neutral site-Avg/Game | - | 0-0 |
| SCORE BY QUARTERS | 1st 2nd 3rd 4th OT 1 | TOTAL |
| Opponents | 758838874956 | 8 3434 |
| Saint John Riptide | 868824935921 | 12 3560 |

WINDSOR EXPRESS REGULAR SEASON PLAYER STATS

| # | Player | GP | GS | MIN | AVG | FG | FGA | PCT | 3P | 3PA | .PCT | FTFTA | .PCTOR | DR | REBR/G | PF | A | TO | BLK | ST | PTS | P/G | | | | |
|-----------------|--------------------|----|----|------|------|------|------|------|-----|-----|------|-------|--------|------|--------|------|------|------|-----|-----|-----|-----|-----|------|------|--|
| 10 | Warren Ward | 32 | 32 | 1029 | 32.1 | 175 | 431 | .406 | 94 | 236 | .398 | 46 | 58 | .793 | 21 | 112 | 133 | 4.2 | 58 | 83 | 39 | 9 | 30 | 490 | 15.3 | |
| 30 | Wally Ellenson | 31 | 23 | 831 | 26.8 | 133 | 291 | .457 | 75 | 187 | .401 | 37 | 46 | .804 | 40 | 68 | 108 | 3.5 | 81 | 44 | 28 | 19 | 18 | 378 | 12.2 | |
| 11 | Maurice Jones | 32 | 15 | 1014 | 31.7 | 104 | 251 | .414 | 18 | 58 | .310 | 98 | 125 | .784 | 31 | 83 | 114 | 3.6 | 64 | 241 | 67 | 6 | 65 | 324 | 10.1 | |
| 44 | Nick Evans | 30 | 30 | 810 | 27.0 | 144 | 298 | .483 | 0 | 2 | .000 | 32 | 41 | .780 | 55 | 166 | 221 | 7.4 | 126 | 30 | 45 | 48 | 13 | 320 | 10.7 | |
| 1 | Juan Pattillo | 19 | 19 | 627 | 33.0 | 126 | 272 | .463 | 1 | 4 | .250 | 50 | 73 | .685 | 48 | 148 | 196 | 10.3 | 47 | 44 | 52 | 17 | 24 | 303 | 15.9 | |
| 2 | DeAndre Thomas | 26 | 1 | 471 | 18.1 | 112 | 203 | .552 | 0 | 1 | .000 | 73 | 106 | .689 | 41 | 64 | 105 | 4.0 | 97 | 23 | 65 | 10 | 9 | 297 | 11.4 | |
| 15 | Quinnel Brown | 18 | 15 | 692 | 38.4 | 98 | 219 | .447 | 29 | 83 | .349 | 44 | 66 | .667 | 19 | 103 | 122 | 6.8 | 61 | 45 | 52 | 7 | 14 | 269 | 14.9 | |
| 22 | Jernard Jarreau | 31 | 3 | 585 | 18.9 | 88 | 175 | .503 | 5 | 27 | .185 | 22 | 36 | .611 | 54 | 96 | 150 | 4.8 | 54 | 39 | 31 | 46 | 18 | 203 | 6.5 | |
| 5 | Clinton Springer | 21 | 1 | 317 | 15.1 | 43 | 114 | .377 | 22 | 64 | .344 | 20 | 23 | .870 | 10 | 21 | 31 | 1.5 | 42 | 23 | 16 | 2 | 8 | 128 | 6.1 | |
| 5 | Tony Bennett | 9 | 0 | 239 | 26.6 | 40 | 85 | .471 | 21 | 52 | .404 | 3 | 10 | .300 | 3 | 13 | 16 | 1.8 | 22 | 38 | 19 | 0 | 14 | 104 | 11.6 | |
| 12 | Darren Duncan | 17 | 17 | 448 | 26.4 | 26 | 74 | .351 | 11 | 37 | .297 | 31 | 43 | .721 | 6 | 49 | 55 | 3.2 | 36 | 127 | 40 | 1 | 12 | 94 | 5.5 | |
| 23 | Shaquille Keith | 10 | 0 | 167 | 16.7 | 23 | 65 | .354 | 3 | 12 | .250 | 23 | 32 | .719 | 10 | 21 | 31 | 3.1 | 13 | 10 | 13 | 2 | 11 | 72 | 7.2 | |
| 3 | Brandan Kearney | 11 | 3 | 216 | 19.6 | 23 | 54 | .426 | 13 | 31 | .419 | 7 | 11 | .636 | 4 | 17 | 21 | 1.9 | 19 | 15 | 21 | 3 | 5 | 66 | 6.0 | |
| 24 | Lester Prosper | 9 | 2 | 135 | 15.0 | 25 | 56 | .446 | 0 | 1 | .000 | 8 | 13 | .615 | 18 | 32 | 50 | 5.6 | 25 | 1 | 11 | 16 | 5 | 58 | 6.4 | |
| 34 | Alex Campbell | 8 | 1 | 41 | 5.1 | 7 | 19 | .368 | 2 | 10 | .200 | 6 | 9 | .667 | 0 | 4 | 4 | 0.5 | 4 | 6 | 4 | 0 | 1 | 22 | 2.8 | |
| 23 | Shawntez Patterson | 5 | 3 | 81 | 16.2 | 7 | 26 | .269 | 2 | 9 | .222 | 3 | 11 | .273 | 6 | 8 | 14 | 2.8 | 10 | 5 | 2 | 2 | 3 | 19 | 3.8 | |
| 40 | Rudolphe Joly | 9 | 0 | 38 | 4.2 | 8 | 13 | .615 | 0 | 0 | .000 | 3 | 3 | 1.00 | 11 | 3 | 14 | 1.6 | 11 | 1 | 1 | 1 | 1 | 19 | 2.1 | |
| 4 | Noel Moffatt | 11 | 0 | 18 | 1.6 | 3 | 8 | .375 | 2 | 5 | .400 | 0 | 0 | .000 | 1 | 2 | 3 | 0.3 | 1 | 1 | 1 | 0 | 3 | 8 | 0.7 | |
| 24 | Aaron Bowen | 2 | 0 | 19 | 9.5 | 2 | 5 | .400 | 0 | 0 | .000 | 0 | 3 | .000 | 1 | 4 | 5 | 2.5 | 4 | 0 | 0 | 0 | 1 | 4 | 2.0 | |
| 23 | Jeff Remington | 3 | 0 | 32 | 10.6 | 1 | 5 | .200 | 1 | 1 | 1.00 | 0 | 0 | .000 | 2 | 7 | 9 | 3.0 | 4 | 10 | 2 | 0 | 1 | 3 | 1.0 | |
| 24 | Marvin Binney | 1 | 0 | 3 | 3.0 | 0 | 0 | .000 | 0 | 0 | .000 | 1 | 2 | .500 | 0 | 0 | 0 | 0.0 | 0 | 0 | 0 | 0 | 1 | 1 | 1.0 | |
| 40 | Eric Parker | 1 | 0 | 2 | 2.0 | 0 | 0 | .000 | 0 | 0 | .000 | 0 | 0 | .000 | 0 | 0 | 0 | 0.0 | 0 | 0 | 1 | 0 | 0 | 0 | 0.0 | |
| TEAM | | | | | | | | | | | | | | 30 | 82 | 112 | | | | 7 | | | | | | |
| Windsor Express | | 32 | | 7813 | | 1188 | 2664 | .446 | 299 | 820 | .365 | 507 | 711 | .713 | 411 | 1103 | 1514 | 47.3 | 781 | 786 | 517 | 189 | 258 | 3182 | 99.4 | |

TEAM STATISTICS

| | Win | OPP |
|-------------------------|-------------------------------|-----------|
| SCORING | 3182 | 3159 |
| Points per game | 99.4 | 98.7 |
| Scoring margin | 0.7 | - |
| FIELD GOALS-ATT | 1188-2664 | 1134-2585 |
| Field goal pct | .446 | .439 |
| 3 POINT FG-ATT | 299-820 | 251-795 |
| 3-point FG pct | .365 | .316 |
| 3-pt FG made per game | 9.3 | 7.8 |
| FREE THROWS-ATT | 507-711 | 640-889 |
| Free throw pct | .713 | .720 |
| REBOUNDS | 1514 | 1509 |
| Rebounds per game | 47.3 | 47.2 |
| Rebounding margin | 0.2 | - |
| ASSISTS | 786 | 714 |
| Assists per game | 24.6 | 22.3 |
| TURNOVERS | 517 | 534 |
| Turnovers per game | 16.2 | 16.7 |
| Turnover margin | -0.5 | - |
| Assist / turnover ratio | 1.5 | 1.3 |
| STEALS | 258 | 268 |
| Steals per game | 8.1 | 8.4 |
| BLOCKS | 189 | 103 |
| Blocks per game | 5.9 | 3.2 |
| ATTENDANCE | 14915 | 31959 |
| Home games-Avg/Game | 15-994 | 17-1879 |
| Neutral site-Avg/Game | - | 0-0 |
| SCORE BY QUARTERS | 1st 2nd 3rd 4th OT1 OT2 TOTAL | |
| Opponents | 728 764 804 818 35 13 3162 | |
| Windsor Express | 703 737 837 850 41 14 3182 | |

**NATIONAL BASKETBALL LEAGUE OF CANADA
LEAGUE OFFICE CONTACT INFORMATION**



**National
Basketball
League of
Canada**

Executive Offices

75 Blackfriars St
London, Ontario N6H 1K8
Phone: 519-433-0634
Fax: 519-433-9904
info@nblcanada.ca
Connect with us:
www.nblcanada.ca
www.twitter.com/nblcanda
www.facebook.com/nblcanada



**Ligue
nationale de
basketball du
Canada**