



THE NATIONAL BASKETBALL LEAGUE OF CANADA WEEKLY REPORT

Volume 5, Issue 16

April 10, 2016

GAMES PLAYED

Wed. April 6

London 115, Niagara 94

Thu. April 7

Halifax 110, Moncton 90

Orangeville 125, Niagara 116

Fri. April 8

Orangeville 110, Windsor 106

Saint John 114, London 110

Island 117, Moncton 107

Sat. April 9

Saint John 110, Halifax 103

London 118, Island 115 (OT)

Sun. April 10

Halifax 143, Saint John 103

Moncton 114, London 98

ATLANTIC DIVISION

Sponsored by **DENTAL FIX CANADA**

Team	W	L	.PCT	GB
Halifax	23	9	.719	--
Saint John	21	12	.636	2.5
Moncton	14	19	.424	9.5
The Island	11	22	.333	12.5

CENTRAL DIVISION

Sponsored by **DENTAL-MART SALES**

Team	W	L	.PCT	GB
London	22	12	.647	--
Windsor	18	16	.529	4
Niagara	16	21	.432	7.5
Orangeville	12	23	.342	10.5

UPCOMING GAMES (all times local)

Thu. April 14

London at Halifax 7:00 pm ADT

Fri. April 15

Saint John at Island 7:00 pm ADT

Niagara at Orangeville 7:00 pm EDT

Moncton at Windsor 7:30 pm EDT

Sat. April 16

Island at Saint John 7:00 pm ADT

Orangeville at London 7:00 pm EDT

Halifax at Windsor 7:30 pm EDT

Sun. April 17



Moncton at Niagara 2:00 pm EDT




All content Copyright © 2016 · National Basketball League of Canada. All Rights Reserved.
"The National Basketball League of Canada Weekly Report" is edited by Chuck Miller.



Dental-Mart
Sales Inc.

NBL TEAM REPORTS

<p>Halifax Hurricanes 1888 Brunswick Street, Suite 611 Halifax, Nova Scotia B3J 3J8 Phone: (902) 444-7246 Fax: 1-866-424-4267 Head Coach: Vito Lopez Home arena: Scotiabank Centre halifaxhurricanes.ca</p>	<p>The Halifax Hurricanes started off the week with an impressive 110-90 home victory over the Halifax Hurricanes, with Kyle Hunt having a team-high double-double of 24 points and 11 rebounds. 35 points were scored on a combined effort by Mike Glover (18) and Joel Friesen (17). Shane Gibson's 12 points included a team-high four steals.</p> <p>The Hurricanes then took a trip to Saint John to face the Mill Rats in a rare Saturday afternoon matchup. But despite 25 points and 12 rebounds from Mike Glover, the Hurricanes stumbled late and lost 110-103 to the Mill Rats. Kyle Hunt (14 pts, 12 rebounds) also had a double-double for the Nova Scotia crew.</p> <p>Halifax came back in a huge way on Sunday afternoon, where the fans watched the Hurricanes dominate the Saint John Mill Rats 143-103. Nine of the Hurricanes' eleven players scored in double figures, including 19 points apiece from Cameron Bennerman and Billy White. Justin Johnson and Clifford Clinkscapes had 10 assists apiece.</p>	
<p>The Island Storm 46 Kensington Rd. Charlottetown, PEI C1A 5H7 Phone: 902-566-6619 Fax: (902) 629-6650 Head Coach: Joseph Salerno Home Venue: Eastlink Centre stormbasketball.ca</p>	<p>The Island Storm ended their six-game losing streak by defeating the Moncton Miracles 117-107 on Friday night. While Rashad Whack scored 19 team-high points, Chad Posthumus scored a double-double of 15 points and 10 rebounds.</p> <p>Unfortunately for the Storm, they ran into a buzzsaw in the London Lightning, and even though Brent Jennings' 16 points included a clutch game-tying 3-pointer, the Storm lost in overtime 118-115. Chad Posthums (28 pts, 14 rebs) and Al Stewart (14 pts, 10 assists) had double-doubles for the PEI crew.</p>	

<p>London Lightning 75 Blackfriars Street London, Ontario N6H 1K8 Phone: (519) 433-0634 Fax: (519) 433-9849 Head Coach: Kyle Julius Home arena: Budweiser Gardens lightningbasketball.ca</p>	<p>The London Lightning have already claimed home-court advantage in the first round of the NBL Canada playoffs, and now they're hoping to claim the #1 overall seed. On Wednesday night, in front of over 7,400 people in Budweiser Gardens, the Lightning dominated the Niagara River Lions 115-94 on the strength of 23 points from Ryan Anderson, 22 from Akeem Scott, and an 18-point, 12-rebound night from Stephen Maxwell.</p> <p>Then came a road trip to the Maritimes, where on Friday night the Black and Gold succumbed to a 114-110 loss to the Saint John Mill Rats. In the loss, Akeem Scott scored a team-high double-double of 25 points and 10 assists, while the other Akeem – Wright – had 15 points.</p> <p>The Lightning's second game on the Maritimes road trip was a brutal, back-and-forth overtime victory over the Island Storm, 118-115, where Warren Ward led the Black and Gold in points (32) and rebounds (13). Akeem Wright had 19 points, while Akeem Scott snared a double-double of 13 points and 10 assists.</p> <p>London's final game of the week – and the third game in three days – saw the weary Lightning drop a 114-98 loss to the Moncton Miracles. In the loss, Stephen Maxwell scored a team-high 22 points and 11 rebounds, while Warren Ward and Akeem Scott finished with 17 points apiece.</p>	
<p>Moncton Miracles 795 Main Street, Suite 300 (Office #6) Moncton NB E1C 1E9 Team Phone: (506) 801-8863 Team Fax: (506) 801-8873 Head Coach: Paul Mokeski Home arena: Moncton Coliseum miraclesbasketball.ca</p>	<p>The Moncton Miracles' chances to move to the upper half of the NBL's Atlantic Division became tougher with a Thursday night 110-90 road loss to the Halifax Hurricanes. Tydran Beaty scored 18 points, while Mike Martin and Dexter Strickland put 17 points apiece on the scoreboard.</p> <p>Then came a loss the next day to the Island Storm, 117-107. James Justice finished with a team-high 23 points and 11 assists, while Dexter Strickland (20) and Brandon Kearney (18) also scored in double figures for the Miracles.</p> <p>But on Sunday, the Miracles showed plenty of drive, breaking their five-game losing streak with a 114-98 win over the London Lightning in front of over 2,000 fans at Moncton Coliseum. Dexter Strickland scored an amazing 42 points on 12-for-20 shooting from the floor and 17-for-19 from the free throw line. Will Creekmore had a double-double of 13 points and 10 boards.</p>	
<p>Niagara River Lions 7 Front St North Thorold, ON L2V 1X3 Phone: 289-273-5905 Fax (877) 269-0372 Head Coach: Grace Lokole Home Arena: Meridian Centre riverlions.ca</p>	<p>The Niagara River Lions are currently #3 in the NBL Canada's Central Division, and need to keep winning to hopefully move up in the standings. But a 115-94 loss on Wednesday night to the London Lightning derailed the St. Catherines crew's momentum. Travis Releford and Tramar Sutherland hit 18 and 16 points in the loss, while Sammy Zeglinski had nine assists.</p> <p>On Thursday night, the River Lions slid into another loss, falling to the Orangeville A's 125-116, despite 22 points and 11 assists from B.J. Montiero and a 20-point, 9-rebound night from Logan Stutz.</p>	

<p>Orangeville A's 207321 Hwy 9 Mono, ON L9W 6J2 Phone: (519) 940-3735 Fax: (519) 940-3730 Head Coach: Chris Thomas Home Arena: ACTS Athletics asbasketball.ca</p>	<p>The Orangeville A's may be in the NBL's Central Division cellar, but the team may be peaking at the right moment. On Thursday, the A's defeated the Niagara River Lions 125-116, with seven Orangeville players scoring in double figures. Richrad Amardi had the most points for the A's with 19; while Tyrone Watson finished with a double-double of 17 points and 10 rebounds.</p> <p>On Friday night, the A's came back strong with a 110-106 victory over the Windsor Express at ACTS Athletics. Richard Amardi led the A's in scoring for a second consecutive night, scoring 27 points. Justin Moss had 11 rebounds to go with his 12 points, while Dominic Cheek added 17. Lewis Jackson led the A's in assists, with nine. With this victory, the A's have won four of their last five matches.</p>	
<p>Saint John Mill Rats 133 Prince William Street, Suite 9 Saint John, NB E2L 2B5 Office: (506) 214-4454 Fax: (506) 652-1562 Head Coach: Rob Spon Home Venue: Harbour Station millratsbasketball.ca</p>	<p>With a 114-110 victory over the visiting London Lightning on Friday night, the Saint John Mill Rats guaranteed themselves a winning season. Anthony Anderson scored 20 points and 7 assists, one of eight different Mill Rats players to score in double figures. Anthony Stover's four blocks made him the first player to score over 100 blocked shots in a single NBL Canada regular season.</p> <p>Less than 24 hours later, the Mill Rats played a rare Saturday afternoon matchup with their division rivals, the Halifax Hurricanes. As Doug Herring Jr. dropped 26 points in the cylinder, and 24 points apiece from Anthony Anderson and Gabe Freeman, the Mill Rats took a 110-103 win over the Hurricanes. Anthony Stover pulled down 10 boards and blocked seven shots.</p> <p>But on Sunday afternoon, the Mill Rats were behind from tipoff to final whistle, and the deficit increased all night. The Mill Rats lost to Halifax 143-103, with the Saint John crew losing quarters of 35-26, 34-26, 43-21 and 31-30. Keith Gayden and Chris Smith came off the bench to score 24 and 20 points, respectively – which outscored the entire Saint John starting five (16 total).</p>	
<p>Windsor Express 720 Ouellette Ave, Box 24 Windsor, Ontario N9A 1C2 Phone: (519) 800-3665 Head Coach: Bill Jones Home Venue: WFCU Centre www.expressbasketball.ca</p>	<p>In their only game of the week, the Windsor Express hoped to gain ground on London for the Central Division title. But on Friday night, the Express got derailed by the Orangeville A's, 110-104, despite a 21-point, 10-rebound night from Kirk Williams Jr. Brandon Robinson had 16 points, while Rudolphe Joly and Billy Rush scored 13 points apiece.</p>	

Game reports compiled via team press releases, and from articles appearing in newspapers from the teams' home locations.

NBL CANADA TRANSACTIONS

April 4, 2016: The NBL suspends Orangeville head coach Chris Thomas for one game for accumulation of six technical fouls.

April 6, 2016: Orangeville A's activate Jameson Tipping from Injured Reserve list. Released Douglas "Freddy" Appiah.

NBL CANADA PLAYER OF THE WEEK

The National Basketball League of Canada is pleased to announce that Dexter Strickland of the Moncton Miracles and Richard Amardi of the Orangeville A's have earned Player of the Week honours for the week ending April 10, 2016.

Strickland, a 6'3" guard from North Carolina, scored a game-high 42 points in Moncton's 114-98 Sunday afternoon win over the London Lightning, and has averaged 26.3 ppg in Moncton's three games.

Amardi, a 6'9" forward who played collegiately at Oregon, averaged 23.0 points per game in two Orangeville wins over division rivals Niagara and Windsor.

PREVIOUS NBL CANADA PLAYERS OF THE WEEK:

December 27, 2015: Logan Stutz, Niagara River Lions; Doug Herring Jr., Saint John Mill Rats (co-players of the week)

January 3, 2016: Justin Johnson, Halifax Hurricanes.

January 10, 2016: Brandon Robinson, Windsor Express.

January 17, 2016: Tyshawn Patterson, London Lightning.

January 24, 2016: Mike Glover, Halifax Hurricanes; Stephen Maxwell, London Lightning (co-players of the week)

January 31, 2016: Nick Okorie, London Lightning.

February 7, 2016: Anthony Stover, Saint John Mill Rats.

February 14, 2016: Kyle Hunt, Halifax Hurricanes.

February 21, 2016: Anthony Anderson, Saint John Mill Rats.

February 28, 2016: Brian Addison, Island Storm.

March 6, 2016: James Justice, Moncton Miracles.

March 13, 2016: Justin Johnson, Halifax Hurricanes.

March 20, 2016: Gabe Freeman, Saint John Mill Rats.

March 27, 2016: Kirk Williams Jr., Windsor Express.

April 3, 2016: Justin Moss, Orangeville A's.

April 10, 2016: Dexter Strickland, Moncton Miracles; Richard Amardi, Orangeville A's (co-players of the week).

NBL CANADA COACH OF THE MONTH

The National Basketball League of Canada is pleased to announce that Hugo Lopez of the Halifax Hurricanes has been named Coach of the Month for March 2016. Lopez finished the month of March with a 7-2 record, setting the best win-loss record of any coach in the NBL for that month. The Hurricanes currently have a 21-8 regular season mark, the best record in the NBL.

PREVIOUS NBL CANADA COACHES OF THE MONTH:

January 2016: Kyle Julius, London Lightning.

February 2016: Rob Spon, Saint John Mill Rats.

March 2016: Hugo Lopez, Halifax Hurricanes.

NBL CANADA TRIPLE DOUBLES

January 13, 2016: Anthony Stover, Saint John at Halifax (14 points, 14 rebounds, 10 blocked shots)

March 16, 2016: James Justice, Moncton vs. Saint John (24 points, 10 rebounds, 11 assists)

NBL CANADA HEAD-TO-HEAD ACTION

	LONDON	WINDSOR	NIAGARA	ORANGEVILLE	HALIFAX	SAINT JOHN	MONCTON	ISLAND
LONDON		WIN 5-4	LON 8-3	LON 6-2	LON 1-0	1-1	1-1	LON 2-0
WINDSOR	WIN 5-4		WIN 6-4	WIN 6-5		WIN 1-0	MNC 1-0	ISL 2-0
NIAGARA	LON 8-3	WIN 6-4		NIA 5-3	HFX 2-0	STJ 2-0	MNC 1-0	NIA 2-0
ORANGEVILLE	LON 6-2	WIN 6-5	NIA 5-3		HFX 2-0	STJ 2-0	1-1	1-1
HALIFAX	LON 1-0		HFX 2-0	HFX 2-0		STJ 6-4	HFX 7-1	HFX 8-1
SAINT JOHN	1-1	WIN 1-0	STJ 2-0	STJ 2-0	STJ 6-4		STJ 6-4	STJ 4-3
MONCTON	1-1	MNC 1-0	MNC 1-0	1-1	HFX 7-1	STJ 6-4		MNC 5-4
ISLAND	LON 2-0	ISL 2-0	NIA 2-0	1-1	HFX 8-1	STJ 4-3	MNC 5-4	

NATIONAL BASKETBALL LEAGUE OF CANADA PLAYOFF STANDINGS

AS OF APRIL 10, 2016

ATLANTIC DIVISION Sponsored by DENTAL FIX CANADA

Team	W	L	.PCT	GB
Halifax	23	9	.719	#1 Seed Magic #=6 Saint John
Saint John	21	12	.636	Guaranteed at least #2 seed
Moncton	14	19	.424	#3 Seed Magic #=5 Island
The Island	11	22	.333	

CENTRAL DIVISION Sponsored by DENTAL-MART SALES

Team	W	L	.PCT	GB
London	22	12	.647	#1 Seed Magic #=3 Windsor
Windsor	18	16	.529	#2 Seed Magic #=2 Niagara
Niagara	16	21	.432	#3 Seed Magic #=2 Orangeville
Orangeville	12	23	.342	

NUMBER ONE OVERALL SEED

Team	W	L	.PCT	GB
Halifax	23	9	.719	#1 Seed Magic #=6 Lon, 6 StJ, 2 Win
London	22	12	.647	
Saint John	21	12	.636	
Windsor	18	16	.529	

(in tiebreaker, London leads Halifax 1-0, has 12-point margin of victory)

The National Basketball League of Canada has confirmed the following playoff format for the 2015-16 NBL season. The magic number listed will count down to clinching the regular season division lead. When the magic number reaches zero, the team in first place has mathematically clinched the division title.

In the NBL quarterfinals, teams #1-#4 and teams #2-#3 will play each other in a best-of-five series, with a 2-2-1 format. The higher seed will have home court for games 1, 2 and (if necessary) 5.

In the NBL semifinals, the divisional teams will face each other in a best-of-seven series, with a 2-2-1-1-1 format. The higher seed will host games 1, 2, and (if necessary) 5 and 7.

The remaining team in each division will play each other in the NBL Finals, which will be a best-of-seven series with a 2-3-2 format. The team with the higher regular season winning

percentage will receive home court advantage for Games 1, 2 and (if necessary) 6 and 7. The winner of that series will be named National Basketball League of Canada Playoff Champion and receive a championship trophy commemorating their victory.

In the event that two or more teams are tied in terms of playoff seeding, the following tiebreakers will take place, in order of importance:

- (1) head-to-head record shall determine the winner;
- (2) if still a tie, head-to-head record against common opponents will determine the winner;
- (3) if still a tie, points scored in head to head competition will determine the winner;
- (4) if still a tie, average margin of victory in head to head competition will determine the winner;
- (5) if still a tie, the team correctly calling the flip of a coin will be seeded higher.

Playoff format subject to change due to venue availability.

NBL PLAYER STATS (courtesy DakStats, <http://www.dakstats.com>)

SCORING AVERAGE	G	FG	3P	FT	PTS	AVG
Logan Stutz, Niagara	33	262	44	143	711	21.5
Chris Commons, Windsor	33	266	63	89	684	20.7
Gabe Freeman, Saint John	34	257	31	152	697	20.5
James Justice, Moncton	32	217	81	140	655	20.5
Justin Moss, Orangeville	35	240	2	212	694	19.8
Brandon Robinson, Windsor	32	208	83	132	631	19.7
Stephen Maxwell, London	33	235	0	140	610	18.5
Domninic Cheek, Orangeville	14	80	42	47	249	17.8
Mike Glover, Halifax	32	196	0	164	556	17.4
Anthony Anderson, Saint John	34	187	65	140	579	17.0

SCORING AVERAGE	G	FG	3P	FT	PTS	AVG
Shane Gibson, Halifax	30	181	112	34	508	16.9
Dexter Strickland, Moncton	33	182	27	159	550	16.7
Justin Johnson, Halifax	32	172	40	149	533	16.7
Doug Herring Jr., Saint John	31	159	41	151	510	16.5
B.J. Montiero, Niagara	13	78	5	45	206	15.8
Brent Jennings, Island	30	178	39	74	469	15.6
Kyle Hunt, Halifax	32	194	1	101	490	15.3
Tydran Beaty, Moncton	33	198	24	83	503	15.2
Akeem Wright, London	28	152	50	68	422	15.1
Tony Bennett, Windsor	32	173	54	77	477	14.9

REBOUNDS	G	REB	AVG
Stephen Maxwell, London	33	388	11.76
Logan Stutz, Niagara	33	314	9.52
Justin Moss, Orangeville	35	315	9.00
Gabe Freeman, Saint John	34	284	8.35
Anthony Stover, Saint John	27	217	8.04
Mike Glover, Halifax	32	244	7.63
Brian Addison, Island	31	230	7.42
Maurice Bolden, Windsor	32	225	7.03
Thomas Granado, Moncton	33	229	6.94
Chad Posthumus, LON-Island	23	160	6.95

3-POINTERS MADE (min 50 made)	G	3P	3Ppg
Shane Gibson, Halifax	30	112	3.73
Warren Ward, London	33	102	3.09
Johnny Mayhane, Saint John	25	73	2.92
Ryan Anderson, London	23	62	2.70
Brandon Robinson, Windsor	32	83	2.59
James Justice, Moncton	32	81	2.53
Louis Munks, Orangeville	23	57	2.48
Richard Amardi, Orangeville	34	77	2.26
Jean-Richard Volcy, Saint John	33	72	2.18

BLOCKED SHOTS	G	BLK	AVG
Anthony Stover, Saint John	27	110	4.07
Samuel Muldrow, Niagara	11	27	2.45
Chris Commons, Windsor	33	54	1.64
Maurice Bolden, Windsor	32	49	1.53
Mike Allison, Niagara	34	46	1.35
Eric Copes, Orangeville	26	29	1.12
Marcus Capers, London	34	36	1.06

STEALS	G	STL	AVG
Tony Bennett, Windsor	32	73	2.28
Brandon Robinson, Windsor	32	73	2.28
Adam Blazek, Niagara	35	66	1.89
Shane Gibson, Halifax	30	54	1.80
James Justice, Moncton	32	56	1.75
Dominic Cheek, Orangeville	14	24	1.71
Lewis Jackson, Orangeville	17	28	1.65
Clifford Clinkscates, Halifax	32	51	1.59
Dexter Strickland, Moncton	33	52	1.58

ASSISTS	G	AST	AVG
Da'Quan Brooks, Orangeville	18	161	8.94
Sammy Zeglinski, Niagara	32	258	8.06
Clifford Clinkscates, Halifax	32	229	7.16
Lewis Jackson, Orangeville	17	119	7.00
Tony Bennett, Windsor	32	218	6.81
Doug Herring Jr., Saint John	31	192	6.19
Anthony Anderson, Saint John	34	187	5.50
Bilal Benn, Orangeville	33	170	5.15
Nicko Okorie, London	28	133	4.75

FIELD GOAL PERCENTAGE (min 150 att)	FGM	FGA	PCT
Mike Glover, Halifax	196	321	.611
Stephen Maxwell, London	235	391	.601
Thomas Granado, Moncton	164	285	.575
Kyle Hunt, Halifax	194	340	.571
Logan Stutz, Niagara	262	465	.563
Chad Posthumus, LON-Island	140	253	.553
Billy White, Halifax	137	257	.533
Anthony Stover, Saint John	87	167	.521
Nick Evans, ISL-London	136	261	.521
Brian Addison, Island	159	306	.520

FREE THROW PERCENTAGE (min 70 attempts)	FTM	FTA	PCT
Brandon Robinson, Windsor	132	149	.886
Justin Johnson, Halifax	149	169	.882
Chris Smith, Saint John	60	72	.833
James Justice, Moncton	140	169	.828
Clinton Springer-Williams, Niagara	78	95	.821
Nick Okorie, London	89	111	.802
Tyshawn Patterson, Saint John	84	105	.800

3-POINT FIELD GOALS PERCENTAGE (min 60 attempts)	3PM	3PA	PCT
Shane Gibso, Halifax	112	240	.467
Brandan Kearney, Moncton	59	138	.428
Johnny Mayhane, Saint John	73	173	.422
Warren Ward, London	102	248	.411
Rashad Whack, Island	60	148	.405
Ryan Anderson, London	62	154	.403

NATIONAL BASKETBALL LEAGUE OF CANADA SCHEDULES AND RESULTS

HALIFAX HURRICANES GAME-BY-GAME

Date	H/A	Opponent	Score	W	L	Rec	Att	Leading Scorer
12/26/2015	H	Moncton Miracles	129-113	W		1-0	2000	Mike Glover (30)
12/27/2015	A	Saint John Mill Rats	103-110		L	1-1	1584	Kyle Hunt (27)
12/29/2015	A	Moncton Miracles	108-101	W		2-1	902	Mike Glover (25)
12/31/2015	A	The Island Storm	115-112	W		3-1	1950	Justin Johnson (27)
1/1/2016	H	Moncton Miracles	124-121 (OT)	W		4-1	1758	Justin Johnson (27)
1/3/2016	H	Saint John Mill Rats	125-121 (OT)	W		5-1	1549	Mike Glover (35)
1/7/2016	H	The Island Storm	100-95	W		6-1	1238	Mike Glover (19), Kyle Hunt (19)
1/13/2016	H	Saint John Mill Rats	100-105		L	6-2	1611	Mike Glover (25)
1/14/2016	A	Saint John Mill Rats	91-98		L	6-3	1174	Anthony Criswell (21)
1/17/2016	A	Moncton Miracles	117-107	W		7-3	1282	Justin Johnson (28)
1/22/2016	A	Moncton Miracles	96-92	W		8-3	1334	Shane Gibson (19)
1/23/2016	A	The Island Storm	94-85	W		9-3	1850	Mike Glover (23)
1/28/2016	H	Saint John Mill Rats	104-115		L	9-4	1710	Clifford Clinkscales (18), Kyle Hunt (18)
2/5/2016	H	The Island Storm	90-88	W		10-4	1834	Justin Johnson (18)
2/13/2016	H	The Island Storm	105-85	W		11-4	1828	Mike Glover (18)
2/14/2016	H	Orangeville A's	125-89	W		12-4	2155	Kyle Hunt (23)
2/18/2016	H	Moncton Miracles	93-98		L	12-5	1736	Justin Johnson (21)
2/19/2016	H	The Island Storm	107-99	W		13-5	1968	Mike Glover (31)
2/26/2016	H	Niagara River Lions	116-93	W		14-5	2367	Mike Glover (23)
2/28/2016	A	Saint John Mill Rats	97-105		L	14-6	2494	Mike Glover (24)
3/4/2016	A	The Island Storm	106-108		L	14-7	2114	Justin Johnson (28)
3/9/2016	H	Moncton Miracles	97-89	W		15-7	1741	Justin Johnson (31)
3/10/2016	H	Saint John Mill Rats	112-101	W		16-7	1917	Justin Johnson (23)
3/16/2016	A	Niagara River Lions	100-95	W		17-7	1620	Billy White (26)
3/18/2016	A	Orangeville A's	126-121 (OT)	W		18-7	351	Shane Gibson (42)
3/19/2016	A	London Lightning	107-119		L	18-8	8011	Kyle Hunt (22)
3/24/2016	H	Saint John Mill Rats	127-93	W		19-8	2023	Justin Johnson (31)
3/27/2016	H	The Island Storm	104-84	W		20-8	1956	Justin Johnson (24)
3/28/2016	A	The Island Storm	104-93	W		21-8	1961	Shane Gibson (23)
4/7/2016	H	Moncton Miracles	110-90	W		22-6	1780	Kyle Hunt (24)
4/9/2016	A	Saint John Mill Rats	103-110		L	22-9	1686	Mike Glover (25)
4/10/2016	H	Saint John Mill Rats	143-103	W		23-9	2209	Billy White (19), Cameron Bennerman (19)

THE ISLAND STORM GAME-BY-GAME

Date	H/A	Opponent	Score	W	L	Rec	Att	Leading Scorer
12/26/2015	H	Saint John Mill Rats	106-121		L	0-1	2050	Malcolm Grant (24)
12/27/2015	A	Moncton Miracles	130-117	W		1-1	1547	Mike Martin (35)
12/31/2015	H	Halifax Hurricanes	112-115		L	1-2	1950	Mike Martin (23)
1/2/2016	A	Saint John Mill Rats	108-105	W		2-2	1671	Malcolm Grant (24)
1/3/2016	A	Moncton Miracles	106-123		L	2-3	1124	Brent Jennings (29)
1/7/2016	A	Halifax Hurricanes	95-100		L	2-4	1238	Lovell Cook (19)
1/9/2016	A	Saint John Mill Rats	108-124		L	2-5	1704	Brian Addison (22)
1/10/2016	H	Saint John Mill Rats	108-88	W		3-5	1876	Terry Thomas (21)
1/15/2016	H	Windsor Express	117-107	W		4-5	1710	Brian Addison (24)
1/16/2016	H	Niagara River Lions	87-105		L	4-6	1676	Brian Addison (20)
1/23/2016	H	Halifax Hurricanes	85-94		L	4-7	1850	Brent Jennings (17)
1/24/2016	A	Moncton Miracles	83-99		L	4-8	1542	Brent Jennings (16)
1/29/2016	A	Windsor Express	100-94	W		5-8	1214	Brent Jennings (27)
1/31/2016	A	London Lightning	105-114		L	5-9	6494	George Beamon (34)
2/4/2016	H	Moncton Miracles	101-100	W		6-9	1750	Malcolm Grant (19)
2/5/2016	A	Halifax Hurricanes	88-90		L	6-10	1834	Nick Evans (18)
2/7/2016	A	Moncton Miracles	92-101		L	6-11	1443	Terry Thomas (27)
2/11/2016	H	Saint John Mill Rats	104-107		L	6-12	1980	Brent Jennings (21)
2/13/2016	A	Halifax Hurricanes	85-105		L	6-13	1828	Rashad Whack (13)
2/15/2016	H	Orangeville A's	106-95	W		7-13	2350	Rashad Whack (18)
2/19/2016	A	Halifax Hurricanes	99-107		L	7-14	1968	Brent Jennings (22)
2/28/2016	H	Moncton Miracles	120-104	W		8-14	3205	Brian Addison (26)
3/4/2016	H	Halifax Hurricanes	108-106	W		9-14	2114	Brent Jennings (22)
3/6/2016	A	Moncton Miracles	96-106		L	9-15	1340	Brent Jennings (25)
3/13/2016	A	Saint John Mill Rats	137-92	W		10-15	1883	Morgan Lewis (21)
3/17/2016	H	Saint John Mill Rats	110-117		L	10-16	2010	Malcolm Grant (23)
3/20/2016	H	Moncton Miracles	103-113		L	10-17	2050	Tirrell Baines (22)
3/27/2016	A	Halifax Hurricanes	84-104		L	10-18	1956	Tirrell Baines (20)
3/28/2016	H	Halifax Hurricanes	93-104		L	10-19	1961	Rashad Whack (25)
3/31/2016	A	Niagara River Lions	97-104		L	10-20	1091	Tirrell Baines (19), Morgan Lewis (19)
4/1/2016	A	Orangeville A's	124-128		L	10-21	474	Chad Posthumus (25)
4/8/2016	H	Moncton Miracles	117-107	W		11-21	1639	Rashad Whack (19)
4/9/2016	H	London Lightning	115-118 (OT)		L	11-22	1682	Chad Posthums (28)

LONDON LIGHTNING GAME-BY-GAME

Date	H/A	Opponent	Score	W	L	Rec	Att	Leading Scorer
12/26/2015	H	Niagara River Lions	122-109	W		1-0	4950	Warren Ward (31)
12/27/2015	A	Niagara River Lions	104-106		L	1-1	2819	Tyshawn Paterson (25)
12/29/2015	H	Windsor Express	95-79	W		2-1	2536	Stephen Maxwell (17)
1/2/2016	H	Orangeville A's	106-101	W		3-1	4629	Warren Ward (24)
1/3/2016	H	Windsor Express	91-94		L	3-2	4460	Tyshawn Patterson (29)
1/10/2016	A	Orangeville A's	111-106	W		4-2	311	Tyshawn Patterson (22), Stephen Maxwell (22)
1/14/2016	H	Niagara River Lions	107-93	W		5-2	2620	Stephen Maxwell (26)
1/16/2016	A	Orangeville A's	123-108	W		6-2	346	Stephen Maxwell (24), Tyshawn Patterson (24)
1/20/2016	A	Niagara River Lions	113-107	W		7-2	1330	Warren Ward (24)
1/22/2016	A	Windsor Express	123-115	W		8-2	943	Akeem Wright (26)
1/23/2016	H	Orangeville A's	87-86	W		9-2	6628	Nick Okorie (23), Tyshawn Patterson (23)
1/29/2016	A	Niagara River Lions	109-103	W		10-2	1038	Nick Okorie (26)
1/30/2016	H	Moncton Miracles	135-130	W		11-2	7710	Nick Okorie (33)
1/31/2016	H	The Island Storm	114-105	W		12-2	6494	Stephen Maxwell (28)
2/3/2016	A	Windsor Express	93-114		L	12-3	2680	Chad Posthumus (25)
2/4/2016	H	Saint John Mill Rats	104-92	W		13-3	1907	Warren Ward (24)
2/6/2016	H	Windsor Express	85-86		L	13-4	7317	Warren Ward (27)
2/10/2016	H	Niagara River Lions	123-114	W		14-4	2167	Stephen Maxwell (32)
2/11/2016	A	Niagara River Lions	114-102	W		15-4	1120	Garrett Williamson (17), Nick Okorie (17)
2/18/2016	H	Windsor Express	104-98	W		16-4	4416	Akeem Wright (19)
2/20/2016	A	Windsor Express	88-91		L	16-5	1465	Stephen Maxwell (25)
2/24/2016	H	Niagara River Lions	108-110		L	16-6	5869	Ryan Anderson (23)
2/28/2016	A	Orangeville A's	124-113	W		17-6	389	Warren Ward (26)
3/3/2016	A	Windsor Express	112-119		L	17-5	1480	Tyshawn Patterson (21)
3/5/2016	H	Orangeville A's	103-106		L	17-6	7817	Akeem Wright (17)
3/11/2016	A	Niagara River Lions	98-100		L	17-7	1138	Ryan Anderson (26)
3/19/2016	H	Halifax Hurricanes	113-107	W		18-7	8011	Tyshawn Patterson (23)
3/25/2016	A	Windsor Express	113-110	W		19-7	1103	Warren Ward (24), Stephen Maxwell (24)
3/30/2016	H	Orangeville A's	91-103		L	19-8	5899	Akeem Scott (19)
4/2/2016	H	Orangeville A's	110-99	W		20-8	8578	Warren Ward (26)
4/6/2016	H	Niagara River Lions	115-94	W		21-8	7240	Ryan Anderson (23)
4/8/2016	A	Saint John Mill Rats	110-114		L	21-9	1973	Akeem Scott (25)
4/9/2016	A	The Island Storm	118-115 (OT)	W		22-9	1682	Warren Ward (32)
4/10/2016	A	Moncton Miracles	98-114		L	22-10	2004	Stephen Maxwell (22)

MONCTON MIRACLES GAME-BY-GAME

Date	H/A	Opponent	Score	W	L	Rec	Att	Leading Scorer
12/26/2015	A	Halifax Hurricanes	113-129		L	0-1	2000	Tydran Beaty (27)
12/27/2015	H	The Island Storm	117-130		L	0-2	1547	Tyrrel Tate (25)
12/29/2015	H	Halifax Hurricanes	101-108		L	0-3	902	Tydran Beaty (21)
12/31/2015	A	Saint John Mill Rats	112-121		L	0-4	1582	James Justice (18)
1/1/2016	A	Halifax Hurricanes	121-124 (OT)		L	0-5	1758	James Justice (34)
1/3/2016	H	The Island Storm	123-106	W		1-5	1124	Thomas Granato (29)
1/7/2016	H	Saint John Mill Rats	123-114	W		2-5	1172	James Justice (28)
1/14/2016	H	Windsor Express	120-119	W		3-5	1143	James Justice (26)
1/16/2016	H	Halifax Hurricanes	107-117		L	3-6	1282	James Justice (29)
1/21/2016	A	Saint John Mill Rats	101-98	W		4-6	1305	James Justice (23)
1/22/2016	H	Halifax Hurricanes	92-96		L	4-7	1334	Tyrrel Tate (20)
1/24/2016	H	The Island Storm	99-83	W		5-7	1542	James Justice (22)
1/28/2016	A	Orangeville A's	110-111		L	5-8	393	James Justice (22)
1/30/2016	A	London Lightning	130-135		L	5-9	7710	James Justice (36)
2/4/2016	A	The Island Storm	100-101		L	5-10	1710	Tydran Beaty (25)
2/6/2016	H	Saint John Mill Rats	111-123		L	5-11	1688	Tydran Beaty (28)
2/7/2016	H	The Island Storm	101-92	W		6-11	1443	Dexter Strickland (23)
2/18/2016	A	Halifax Hurricanes	98-93	W		7-11	1736	Dexter Strickland (23)
2/19/2016	H	Orangeville A's	114-85	W		8-11	1507	Brandan Kearney (23)
2/25/2016	H	Saint John Mill Rats	115-116		L	8-12	1320	Dexter Strickland (31)
2/27/2016	H	Niagara River Lions	123-105	W		9-12	6007	Brandan Kearney (25)
2/28/2016	A	The Island Storm	104-120		L	9-13	3205	James Justice (19)
3/4/2016	A	Saint John Mill Rats	107-102	W		10-13	1698	Brandan Kearney (23)
3/5/2016	H	Saint John Mill Rats	95-92	W		11-13	1294	Tydran Beaty (27)
3/6/2016	H	The Island Storm	106-96	W		12-13	1340	Dexter Strickland (24)
3/9/2016	A	Halifax Hurricanes	89-97		L	12-14	1741	Tydran Beaty (26)
3/16/2016	H	Saint John Mill Rats	111-117		L	12-15	1122	James Justice (24)
3/20/2016	A	The Island Storm	113-103	W		13-15	2050	Dexter Strickland (23)
3/23/2016	A	Saint John Mill Rats	105-109		L	13-16	1573	James Justice (25)
4/2/2016	A	Saint John Mill Rats	123-126 (OT)		L	13-17	2087	James Justice (31)
4/7/2016	A	Halifax Hurricanes	90-110		L	13-18	1780	Tydran Beaty (18)
4/8/2016	A	The Island Storm	107-117		L	13-19	1639	James Justice (23)
4/10/2016	H	London Lightning	114-98	W		14-19	2004	Dexter Strickland (42)

NIAGARA RIVER LIONS GAME-BY-GAME

Date	H/A	Opponent	Score	W	L	Rec	Att	Leading Scorer
12/26/2015	A	London Lightning	109-122		L	0-1	4950	Logan Stutz (29)
12/27/2015	H	London Lightning	106-104	W		1-1	2819	Sammy Zeglinski (22)
1/2/2016	A	Windsor Express	115-118		L	1-2	780	Logan Stutz (34)
1/3/2016	H	Orangeville A's	105-108		L	1-3	1420	Logan Stutz (28)
1/5/2016	H	Windsor Express	92-91	W		2-3	1013	Logan Stutz (24)
1/10/2016	A	Windsor Express	90-112		L	2-4	963	Logan Stutz (26)
1/14/2016	A	London Lightning	93-107		L	2-5	2620	Logan Stutz (28)
1/16/2016	A	The Island Storm	105-87	W		3-5	1710	Logan Stutz (26)
1/17/2016	A	Saint John Mill Rats	103-120		L	3-6	1510	Logan Stutz (27)
1/20/2016	H	London Lightning	107-113		L	3-7	1330	Logan Stutz (30)
1/22/2016	A	Orangeville A's	90-97		L	3-8	331	Marcus Lewis (23)
1/23/2016	A	Windsor Express	103-108		L	3-9	850	Adam Blazek (22)
1/28/2016	H	Windsor Express	109-98	W		4-9	740	Clinton Springer-Williams (38)
1/29/2016	H	London Lightning	103-109		L	4-10	1038	Da'Quan Cook (22)
2/3/2016	H	Saint John Mill Rats	97-99		L	4-11	1038	Logan Stutz (25)
2/6/2016	A	Orangeville A's	93-90	W		5-11	219	Da'Quan Cook (20)
2/10/2016	A	London Lightning	114-123		L	5-12	2167	Logan Stutz (37)
2/11/2014	H	London Lightning	102-114		L	5-13	1120	Da'Quan Cook (26)
2/19/2016	H	Windsor Express	93-97		L	5-14	1268	Sammy Zeglinski (23)
2/24/2016	A	London Lightning	111-108	W		6-14	5869	Tramar Sutherland (22)
2/26/2016	A	Halifax Hurricanes	93-116		L	6-15	2367	Logan Stutz (22)
2/27/2016	A	Moncton Miracles	105-123		L	6-16	6007	Logan Stutz (20)
3/3/2016	H	Orangeville A's	119-109	W		7-16	1469	Logan Stutz (31)
3/4/2016	A	Windsor Express	104-81	W		8-16	1102	Tramar Sutherland (17)
3/9/2016	H	Windsor Express	98-101		L	8-17	1018	B.J. Montiero (19)
3/11/2016	H	London Lightning	100-98	W		9-17	1138	Sammy Zeglinski (22)
3/12/2016	A	Orangeville A's	113-103	W		10-17	329	B.J. Montiero (21)
3/16/2016	H	Halifax Hurricanes	95-100		L	10-18	1620	Travis Releford (19)
3/20/2016	H	Orangeville A's	121-120	W		11-18	1207	Logan Stutz (26)
3/23/2016	H	Orangeville A's	117-109	W		12-18	1017	Logan Stutz (23)
3/24/2016	A	Windsor Express	102-109		L	12-19	850	Logan Stutz (22)
3/31/2016	H	The Island Storm	104-97	W		13-19	1091	B.J. Montiero (29)
4/2/2016	H	Windsor Express	99-92	W		14-19	1285	Logan Stutz (17), Da'Quan Cook (17)
4/6/2016	A	London Lightning	94-115		L	14-20	7240	Travis Releford (18)
4/7/2016	H	Orangeville A's	116-125		L	14-21	1178	B.J. Montiero (22)

ORANGEVILLE A'S GAME-BY-GAME

Date	H/A	Opponent	Score	W	L	Rec	Att	Leading Scorer
12/26/2015	A	Windsor Express	98-97	W		1-0	1450	Lewis Jackson (23)
1/1/2016	H	Windsor Express	94-111		L	1-1	573	Justin Moss (22)
1/2/2016	A	London Lightning	101-106		L	1-2	4629	Justin Moss (25)
1/3/2016	A	Niagara River Lions	108-105	W		2-2	1420	Justin Moss (24)
1/10/2016	H	London Lightning	106-111		L	2-3	311	Justin Moss (24)
1/16/2016	H	London Lightning	108-123		L	2-4	346	Justin Moss (32)
1/17/2016	A	Windsor Express	95-111		L	2-5	700	Jameson Tipping (16)
1/22/2016	H	Niagara River Lions	97-90	W		3-5	331	Flenard Whitfield (25)
1/23/2016	A	London Lightning	86-87		L	3-6	6628	Lewis Jackson (23)
1/29/2016	H	Moncton Miracles	111-110	W		4-6	393	Justin Moss (24)
2/5/2016	H	Windsor Express	89-88	W		5-6	355	Lewis Jackson (18)
2/6/2016	H	Niagara River Lions	90-93		L	5-7	219	Flenard Whitfield (19)
2/11/2016	A	Windsor Express	95-99		L	5-8	847	Louis Munks (24)
2/14/2016	A	Halifax Hurricanes	89-125		L	5-9	2155	Justin Moss (26)
2/15/2016	A	The Island Storm	95-106		L	5-10	2350	Justin Moss (23)
2/18/2016	A	Saint John Mill Rats	102-147		L	5-11	2742	Justin Moss (15)
2/19/2016	A	Moncton Miracles	85-114		L	5-12	1507	Flenard Whitfield (14)
2/26/2016	A	Windsor Express	85-97		L	5-13	1115	Justin Moss (25)
2/28/2016	H	London Lightning	113-124		L	5-14	389	Justin Moss (31)
3/3/2016	A	Niagara River Lions	109-119		L	5-15	1469	Justin Moss (30)
3/5/2016	A	London Lightning	106-103	W		6-15	7817	Louis Munks (26)
3/6/2016	H	Windsor Express	106-104	W		7-15	324	Justin Moss (24)
3/11/2016	H	Windsor Express	113-98	W		8-15	253	Louis Munks (22)
3/12/2016	H	Niagara River Lions	103-113		L	8-16	329	Tyrone Watson (25)
3/13/2016	A	Windsor Express	100-102		L	8-17	1265	Dominic Cheek (24)
3/18/2016	H	Halifax Hurricanes	121-126 (OT)		L	8-18	351	Dominic Cheek (29)
3/19/2016	H	Saint John Mill Rats	111-116		L	8-19	363	Flenard Whitfield (22)
3/20/2016	A	Niagara River Lions	120-121		L	8-20	1207	Justin Moss (29)
3/23/2016	A	Niagara River Lions	109-117		L	8-21	1017	Justin Moss (25)
3/27/2016	H	Windsor Express	95-102		L	8-22	303	Dominic Cheek (18), Tyrone Watson (18)
3/30/2016	A	London Lightning	103-91	W		9-22	5899	Justin Moss (32)
4/1/2016	H	The Island Storm	128-124	W		10-22	474	Justin Moss (30)
4/2/2016	A	London Lightning	99-110		L	10-23	8578	Dominic Cheek (34)
4/7/2016	A	Niagara River Lions	125-116	W		11-23	1178	Richard Amardi (18)
4/8/2016	H	Windsor Express	110-104	W		12-23	323	Richard Amardi (27)

SAINT JOHN MILL RATS GAME-BY-GAME

Date	H/A	Opponent	Score	W	L	Rec	Att	Leading Scorer
12/26/2015	A	The Island Storm	121-106	W		1-0	2050	Anthony Anderson (24)
12/27/2015	H	Halifax Hurricanes	110-103	W		2-0	1584	Doug Herring Jr (24)
12/29/2015	H	Moncton Miracles	121-112	W		3-0	1582	Anthony Anderson (33)
1/2/2016	H	The Island Storm	105-108		L	3-1	1671	Anthony Anderson (23)
1/3/2016	A	Halifax Hurricanes	121-125 (OT)		L	3-2	1549	Gabe Freeman (31)
1/7/2016	A	Moncton Miracles	114-123		L	3-3	1172	Doug Herring Jr. (23)
1/9/2016	H	The Island Storm	124-108	W		4-3	1704	Doug Herring Jr. (30)
1/10/2016	A	The Island Storm	88-108		L	4-4	1876	Jean-Richard Volcy (20)
1/13/2016	A	Halifax Hurricanes	105-100	W		5-4	1611	Gabe Freeman (25)
1/16/2016	H	Halifax Hurricanes	98-91	W		6-4	1174	Doug Herring Jr (22)
3/17/2016	H	Niagara River Lions	120-103	W		7-4	1505	Gabe Freeman (18), Johnny Mayhane (18)
1/21/2016	H	Moncton Miracles	98-101		L	7-5	1305	Gabe Freeman (30)
1/28/2016	A	Halifax Hurricanes	115-104	W		8-5	1710	Johnny Mayhane (26)
2/3/2016	A	Niagara River Lions	99-97	W		9-5	1038	Gabe Freeman (20)
2/4/2016	A	London Lightning	92-104		L	9-6	1907	Gabe Freeman (23)
2/6/2016	A	Moncton Miracles	123-111	W		10-6	1688	Anthony Anderson (32)
2/11/2016	A	The Island Storm	107-104	W		11-6	1980	Gabe Freeman (30)
2/18/2016	H	Orangeville A's	147-102	W		12-6	2742	Anthony Anderson (51)
2/25/2016	A	Moncton Miracles	116-115	W		13-6	1320	Gabe Freeman (34)
2/28/2016	H	Halifax Hurricanes	105-97	W		14-6	2494	Doug Herring Jr (26)
3/4/2016	H	Moncton Miracles	102-107		L	14-7	1698	Gabe Freeman (19)
3/5/2016	A	Moncton Miracles	92-95		L	14-8	1294	Gabe Freeman (17)
3/10/2016	A	Halifax Hurricanes	101-112		L	14-9	1917	Anthony Anderson (29)
3/13/2016	H	The Island Storm	92-137		L	14-10	1883	Gabe Freeman (18)
3/16/2016	A	Moncton Miracles	117-111	W		15-10	1122	Anthony Anderson (42)
3/17/2016	A	The Island Storm	110-107	W		16-10	2010	Gabe Freeman (38)
3/19/2016	A	Orangeville A's	116-111	W		17-10	363	Doug Herring Jr (26)
3/20/2016	A	Windsor Express	104-116 (OT)		L	17-11	1175	Doug Herring Jr. (19)
3/23/2016	H	Moncton Miracles	109-105	W		18-11	1573	Gabe Freeman (25)
3/24/2016	A	Halifax Hurricanes	93-127		L	18-12	2023	Doug Herring Jr. (17)
4/2/2016	H	Moncton Miracles	126-123 (OT)	W		19-12	2087	Gabe Freeman (35)
4/8/2016	H	London Lightning	114-110	W		20-12	1973	Anthony Anderson (20)
4/9/2016	H	Halifax Hurricanes	103-110	W		21-12	1686	Doug Herring Jr. (26)
4/10/2016	A	Halifax Hurricanes	103-143		L	21-13	2209	Keith Gayden (24)

WINDSOR EXPRESS GAME-BY-GAME

Date	H/A	Opponent	Score	W	L	Rec	Att	Leading Scorer
12/26/2015	H	Orangeville A's	97-98		L	0-1	1450	Chris Commons (27)
12/29/2015	A	London Lightning	79-95		L	0-2	2536	Kirk Williams Jr (14)
1/1/2016	A	Orangeville A's	111-97	W		1-2	573	Chris Commons (22)
1/2/2016	H	Niagara River Lions	118-115	W		2-2	780	Brandon Robinson (35)
1/3/2016	A	London Lightning	94-91	W		3-2	4460	Chris Commons (22)
1/5/2016	A	Niagara River Lions	91-92		L	3-3	1013	Maurice Bolden (23)
1/10/2016	H	Niagara River Lions	112-90	W		4-3	963	Brandon Robinson (32)
1/14/2016	A	Moncton Miracles	119-120		L	4-4	1143	Chris Commons (31)
1/15/2016	A	Island Storm	107-117		L	4-5	1710	Brandon Robinson (27)
1/17/2016	H	Orangeville A's	111-95	W		5-5	700	Brandon Robinson (27)
1/22/2016	H	London Lightning	115-123		L	5-6	943	Tony Bennett (32)
1/23/2016	H	Niagara River Lions	108-103	W		6-6	850	Brandon Robinson (27)
1/28/2016	A	Niagara River Lions	98-109		L	6-7	740	Chris Commons (23)
1/29/2016	H	The Island Storm	94-100		L	6-8	1214	Chris Commons (26)
2/3/2016	H-C	London Lightning	114-93	W		7-8	2680	Brandon Robinson (34)
2/5/2016	A	Orangeville A's	88-89		L	7-9	355	Kirk Williams Jr (31)
2/6/2016	A	London Lightning	86-85	W		8-9	7317	Chris Commons (21)
2/11/2016	H	Orangeville A's	99-95	W		9-9	847	Chris Commons (32)
2/18/2016	A	London Lightning	98-104		L	9-10	4416	Brandon Robinson (24)
2/19/2016	A	Niagara River Lions	97-93	W		10-10	1268	Chris Commons (22)
2/20/2016	H	London Lightning	91-88	W		11-10	1465	Brandon Robinson (23)
2/26/2016	H	Orangeville A's	97-85	W		12-10	1115	Kirk Williams Jr (21)
3/3/2016	H	London Lightning	119-112	W		13-10	1480	Tony Bennett (28)
3/4/2016	H	Niagara River Lions	81-104		L	13-11	1102	Kirk Williams Jr (22)
3/6/2016	A	Orangeville A's	104-106		L	13-12	324	Brandon Robinson (21), Shaquille Keith (21)
3/9/2016	A	Niagara River Lions	101-98	W		14-12	1018	Chris Commons (29)
3/11/2016	A	Orangeville A's	98-113		L	14-13	253	Muarice Bolden (19)
3/13/2016	H	Orangeville A's	102-100	W		15-13	1265	Chris Commons (31)
3/20/2016	H	Saint John Mill Rats	116-104 (OT)	W		16-13	1175	Brandon Robinson (25)
3/24/2016	H	Niagara River Lions	109-102	W		17-13	850	Kirk Williams Jr. (19)
3/26/2016	H	London Lightning	110-113		L	17-14	1103	Chris Commons (25)
3/27/2016	A	Orangeville A's	102-95	W		18-14	303	Kirk Williams Jr (22)
4/2/2016	A	Niagara River Lions	92-99		L	18-15	1285	Tony Bennett (24)
4/8/2016	A	Orangeville A's	104-110		L	18-16	323	Kirk Williams Jr (21)

HALIFAX HURRICANES REGULAR SEASON PLAYER STATS

#	Player	GP	GS	MIN	AVG	FG	FGA	PCT	3P	3PA	.PCT	FTFTA	.PCTOR	DR	REBR/G	PF	A	TO	BLK	ST	PTS	P/G			
1	Mike Glover	32	2	817	25.5	196	321	.611	0	2	.000	164	232	.707	101	143	244	7.6	108	24	95	11	16	556	17.4
7	Justin Johnson	32	11	959	30.0	172	355	.485	40	106	.377	149	169	.882	16	102	118	3.7	80	147	82	3	34	533	16.7
25	Shane Gibson	30	30	961	32.0	181	372	.487	112	240	.467	34	38	.895	21	85	106	3.5	84	63	49	7	54	508	16.9
24	Kyle Hunt	32	28	840	26.3	194	340	.571	1	1	1.000	101	149	.678	94	116	210	6.6	94	27	49	28	28	490	15.3
32	Billy White	31	25	750	24.2	137	257	.533	7	26	.269	53	69	.768	40	110	150	4.8	131	33	52	20	19	334	10.8
5	Joel Friesen	32	23	667	20.8	64	170	.376	31	93	.333	61	69	.884	22	77	99	3.1	106	42	28	9	16	220	6.9
12	Clifford Clinkscates	32	22	895	28.0	82	190	.432	29	80	.362	15	23	.652	9	67	76	2.4	78	229	68	9	51	208	6.5
23	Anthony Criswell	23	7	432	18.8	82	193	.425	6	34	.176	30	39	.769	32	74	106	4.6	68	18	28	6	18	200	8.7
2	Joseph Bertrand	14	9	331	23.6	47	105	.448	16	44	.364	18	20	.900	17	45	62	4.4	46	10	12	2	9	128	9.1
22	Renaldo Dixon	15	3	223	14.9	30	61	.492	3	10	.300	18	18	1.000	9	23	32	2.1	32	3	16	5	4	81	5.4
2	Brandon Bowdry	11	0	232	21.1	20	55	.364	6	22	.273	25	30	.833	11	57	68	6.2	40	16	24	2	8	71	6.5
14	Cameron Bennerman	9	0	159	17.7	17	38	.447	10	22	.455	3	3	1.000	2	11	13	1.4	11	10	10	0	5	47	5.2
28	JerShon Cobb	4	0	76	19.0	13	24	.542	6	12	.500	2	2	1.000	1	10	11	2.8	8	3	6	2	4	34	8.5
8	Alex Johnson	6	0	111	18.5	8	24	.333	3	11	.273	14	20	.700	1	9	10	1.7	9	15	8	0	5	33	5.5
14	Negus Webster-Chan	12	0	154	12.8	6	35	.171	2	26	.077	4	7	.571	4	20	24	2.0	15	17	7	2	11	18	1.5
8	Ty Nurse	15	0	76	5.0	6	20	.300	3	13	.231	1	2	.500	1	5	6	0.4	14	9	3	0	8	16	1.1
TEAM														28	137	165			12						
Halifax Hurricanes		32		7682		1255	2560	.490	275	742	.371	692	890	.778	409	1091	1500	46.9	930	667	549	106	314	3477	108.7

TEAM STATISTICS

	HFX	OPP
SCORING	3477	3234
Points per game	108.7	101.1
Scoring margin	7.6	-
FIELD GOALS-ATT	1255-2560	1096-2484
Field goal pct	.490	.441
3 POINT FG-ATT	275-742	270-831
3-point FG pct	.371	.325
3-pt FG made per game	8.6	8.4
FREE THROWS-ATT	692-890	772-1058
Free throw pct	.778	.730
REBOUNDS	1500	1380
Rebounds per game	46.9	43.1
Rebounding margin	3.8	-
ASSISTS	667	605
Assists per game	20.8	18.9
TURNOVERS	549	535
Turnovers per game	17.2	16.7
Turnover margin	0.4	-
Assist / turnover ratio	1.2	1.1
STEALS	314	256
Steals per game	9.8	8.0
BLOCKS	106	118
Blocks per game	3.3	3.7
ATTENDANCE	33380	28283
Home games-Avg/Game	18-1854	14-2020
Neutral site-Avg/Game	-	0-0
SCORE BY QUARTERS	1st 2nd 3rd 4th OT1	TOTAL
Opponents	768 710 836 892 28	3234
Halifax Hurricanes	790 811 866 969 40	3476

THE ISLAND STORM REGULAR SEASON PLAYER STATS

#	Player	GP	GS	MIN	AVG	FG	FGA	PCT	3P	3PA	.PCT	FTFTA	.PCTOR	DR	REBR/G	PF	A	TO	BLK	ST	PTS	P/G			
2	Brent Jennings	30	24	892	29.7	178	392	.454	39	117	.333	74	113	.655	47	105	152	5.1	99	89	77	22	40	469	15.6
22	Rashad Whack	30	27	830	27.7	137	329	.416	60	148	.405	71	102	.696	24	76	100	3.3	89	109	47	2	45	405	13.5
20	Brian Addison	31	20	785	25.3	159	306	.520	4	9	.444	38	80	.475	105	125	230	7.4	101	26	47	21	26	360	11.6
13	Terry Thomas	30	6	766	25.5	121	259	.467	21	76	.276	88	130	.677	55	93	148	4.9	71	63	41	16	36	351	11.7
3	Malcolm Grant	27	22	745	27.6	123	269	.457	40	106	.377	42	55	.764	3	41	44	1.6	37	127	71	1	20	328	12.1
6	Tirrell Baines	21	10	563	26.8	96	203	.473	1	4	.250	65	97	.670	57	77	134	6.4	58	32	35	4	18	258	12.3
50	Nick Evans	20	20	570	28.5	101	187	.540	0	0	.000	47	59	.797	45	111	156	7.8	78	37	54	21	15	249	12.4
15	Morgan Lewis	21	9	502	23.9	64	151	.424	27	76	.355	20	31	.645	16	59	75	3.6	56	46	35	4	14	175	8.3
6	Mike Martin	12	7	302	25.2	54	117	.462	13	34	.382	28	36	.778	11	42	53	4.4	36	15	30	2	2	149	12.4
42	Chad Posthumus	10	2	224	22.4	36	63	.571	0	0	.000	38	58	.655	30	45	75	7.5	29	7	21	12	3	110	11.0
24	Andre Malone	11	4	188	17.1	29	82	.354	8	31	.258	10	12	.833	12	23	35	3.2	13	10	13	5	6	76	6.9
10	Al Stewart	9	2	208	23.1	27	61	.443	1	3	.333	12	19	.632	9	22	31	3.4	15	38	9	1	15	67	7.4
5	Kenny Otieno	19	0	141	7.4	18	40	.450	4	8	.500	18	23	.783	6	20	26	1.4	16	11	14	2	3	58	3.1
1	Billy Rush	7	4	166	23.7	21	48	.438	10	19	.526	4	14	.286	2	21	23	3.3	20	10	6	0	6	56	8.0
11	Josiah Turner	5	5	139	27.8	18	39	.462	0	2	.000	17	27	.630	4	15	19	3.8	13	38	13	1	11	53	10.6
10	George Beamon	6	2	102	17.0	17	44	.386	9	21	.429	9	16	.563	5	17	22	3.7	8	6	4	0	3	52	8.7
11	Gary Gibson	7	1	159	22.7	16	37	.432	4	12	.333	14	18	.778	4	14	18	2.6	16	28	14	0	6	50	7.1
7	Robert Nortmann	28	0	270	9.6	15	43	.349	0	0	.000	14	26	.538	28	26	54	1.9	53	6	19	3	6	44	1.6
1	Alex DesRoches	18	0	144	8.0	12	33	.364	0	7	.000	10	17	.588	6	13	19	1.1	7	9	8	1	6	34	1.9
15	Lovell Cook	3	0	45	15.0	9	22	.409	5	11	.455	7	9	.778	3	5	8	2.7	2	2	5	0	0	30	10.0
5	Joseph Bertrand	5	0	51	10.2	8	21	.381	1	6	.167	1	2	.500	4	10	14	2.8	5	6	2	0	3	18	3.6
15	Raheem Singleton	2	0	51	25.5	5	14	.357	2	4	.500	2	3	.667	0	5	5	2.5	5	3	6	0	0	14	7.0
42	Anthony Simpson	2	0	23	11.5	3	9	.333	0	2	.000	0	3	.000	3	3	6	3.0	2	1	3	1	1	6	3.0
42	Paul Cooper	2	0	17	8.5	1	1	1.000	0	0	.000	2	4	.500	2	2	4	2.0	6	0	2	1	0	4	2.0
TEAM														59	118	177					15				
Island Storm		33		7883		1268	2770	.458	249	696	.358	631	954	.661	540	1088	1628	49.3	842	719	591	120	293	3416	103.5

TEAM STATISTICS

	ISL	OPP
SCORING	3416	3502
Points per game	103.5	106.1
Scoring margin	-2.6	-
FIELD GOALS-ATT	1268-2770	1266-2681
Field goal pct	.458	.472
3 POINT FG-ATT	249-696	293-857
3-point FG pct	.358	.342
3-pt FG made per game	7.5	8.9
FREE THROWS-ATT	631-954	677-941
Free throw pct	.661	.719
REBOUNDS	1628	1575
Rebounds per game	49.3	47.7
Rebounding margin	1.6	-
ASSISTS	719	758
Assists per game	21.8	23.0
TURNOVERS	591	620
Turnovers per game	17.9	18.8
Turnover margin	-0.9	-
Assist / turnover ratio	1.2	1.2
STEALS	293	321
Steals per game	8.9	9.7
BLOCKS	120	136
Blocks per game	3.6	4.1
ATTENDANCE	31853	30051
Home games-Avg/Game	16-1990	17-1767
Neutral site-Avg/Game	-	0-0
SCORE BY QUARTERS	1st 2nd 3rd 4th OT1	TOTAL
Opponents	809 857 896 927 13	3502
Island Storm	848 823 835 900 10	3416

LONDON LIGHTNING REGULAR SEASON PLAYER STATS

#	Player	GP	GS	MIN	AVG	FG	FGA	PCT	3P	3PA	.PCT	FTFTA	.PCTOR	DR	REBR/G	PF	A	TO	BLK	ST	PTS	P/G																
21	Stephen Maxwell	33	32	1109	33.6	235	391	.601	0	0	.000	140	183	.765	132	256	388	11.8	82	49	61	7	32	610	18.5													
22	Tyshawn Patterson	34	2	753	22.1	163	361	.452	66	181	.365	84	105	.800	30	59	89	2.6	51	71	48	5	21	476	14.0													
10	Warren Ward	33	26	886	26.8	170	410	.415	102	248	.411	28	33	.848	27	103	130	3.9	77	84	47	7	22	470	14.2													
25	Akeem Wright	28	26	846	30.2	152	357	.426	50	155	.323	68	107	.636	36	131	167	6.0	88	84	92	21	31	422	15.1													
2	Nick Okorie	28	21	916	32.7	124	334	.371	46	145	.317	89	111	.802	14	61	75	2.7	107	133	53	3	29	383	13.7													
44	Ryan Anderson	23	14	649	28.2	86	201	.428	62	154	.403	36	45	.800	11	97	108	4.7	81	75	39	4	35	270	11.7													
20	Chad Posthumus	22	5	464	21.1	104	190	.547	0	0	.000	36	58	.621	59	84	143	6.5	71	22	53	13	9	244	11.1													
34	Marcus Capers	34	10	756	22.2	76	135	.563	1	11	.091	22	51	.431	59	93	152	4.5	70	74	28	36	33	175	5.1													
9	Akeem Scott	7	7	240	34.3	42	78	.538	4	19	.211	22	28	.786	8	12	20	2.9	34	53	18	1	17	110	15.7													
15	Garrett Williamson	11	10	273	24.8	34	70	.486	1	2	.500	25	36	.694	9	15	24	2.2	27	46	14	4	14	94	8.5													
14	Kevin Loiselle	16	2	255	15.9	29	78	.372	13	31	.419	11	33	.333	15	44	59	3.7	54	23	31	7	8	82	5.1													
20	Nick Evans	11	1	201	18.3	35	74	.473	0	0	.000	8	13	.615	17	30	47	4.3	37	9	12	9	2	78	7.1													
24	Mustafaa Jones	19	2	185	9.7	20	55	.364	19	44	.432	0	0	.000	0	10	10	0.5	22	11	10	2	3	59	3.1													
1	Ed Horton	6	5	139	23.2	19	45	.422	6	19	.316	4	8	.500	2	12	14	2.3	23	12	4	0	5	48	8.0													
42	Curtis Washington	9	3	94	10.4	19	38	.500	0	0	.000	3	5	.600	3	13	16	1.8	17	5	5	4	5	41	4.6													
0	Jeremy Wise	5	4	135	27.0	11	27	.407	3	9	.333	11	11	1.000	0	18	18	3.6	9	22	7	2	8	36	7.2													
4	Jordan Weidner	5	0	83	16.6	7	22	.318	4	12	.333	11	14	.786	0	8	8	1.6	9	6	2	0	3	29	5.8													
14	Eric Kibi	8	0	80	10.0	9	15	.600	0	1	.000	5	7	.714	10	21	31	3.9	13	4	5	0	1	23	2.9													
11	Taylor Black	9	0	55	6.1	5	16	.313	1	7	.143	3	4	.750	7	4	11	1.2	8	1	4	2	3	14	1.6													
TEAM																																						
London Lightning															34		8119		1340	2897	.463	378	1038	.364	606	852	.711	492	1151	1643	48.3	881	784	547	127	282	3664	107.8

TEAM STATISTICS	LON	OPP
SCORING	3664	3544
Points per game	107.8	104.2
Scoring margin	3.5	-
FIELD GOALS-ATT	1340-2897	1292-2857
Field goal pct	.463	.452
3 POINT FG-ATT	378-1038	302-925
3-point FG pct	.364	.326
3-pt FG made per game	11.1	8.9
FREE THROWS-ATT	606-852	658-902
Free throw pct	.711	.729
REBOUNDS	1643	1641
Rebounds per game	48.3	48.3
Rebounding margin	0.1	-
ASSISTS	784	772
Assists per game	23.1	22.7
TURNOVERS	547	575
Turnovers per game	16.1	16.9
Turnover margin	-0.8	-
Assist / turnover ratio	1.4	1.3
STEALS	282	260
Steals per game	8.3	7.6
BLOCKS	127	128
Blocks per game	3.7	3.8
ATTENDANCE	99248	21791
Home games-Avg/Game	18-5513	16-1361
Neutral site-Avg/Game	-	0-0
SCORE BY QUARTERS	1st 2nd 3rd 4th OT 1	TOTAL
Opponents	808864932930	10 3544
London Lightning	864888941958	13 3664

MONCTON MIRACLES REGULAR SEASON PLAYER STATS

#	Player	GP	GS	MIN	AVG	FG	FGA	PCT	3P	3PA	.PCT	FTFTA	.PCTOR	DR	REBR/G	PF	A	TO	BLK	ST	PTS	P/G																																
55	James Justice	32	25	1135	35.5	217	472	.460	81	213	.380	140	169	.828	48	118	166	5.2	84	151	84	7	56	655	20.5																													
23	Dexter Strickland	33	33	1063	32.2	182	366	.497	27	75	.360	159	215	.740	27	108	135	4.1	90	139	84	7	52	550	16.7																													
5	Tydran Beaty	33	27	898	27.2	198	408	.485	24	91	.264	83	134	.619	62	152	214	6.5	106	44	78	14	37	503	15.2																													
33	Thomas Granado	33	28	812	24.6	164	285	.575	9	33	.273	68	97	.701	80	149	229	6.9	121	30	62	29	11	405	12.3																													
10	Brandan Kearney	33	17	820	24.9	130	289	.450	59	138	.428	23	45	.511	17	70	87	2.6	79	71	55	7	25	342	10.4																													
42	Tyrrel Tate	32	16	680	21.3	79	212	.373	26	89	.292	86	108	.796	21	76	97	3.0	78	39	48	3	19	270	8.4																													
2	Cordell Jeanty	32	1	524	16.4	74	147	.503	0	1	.000	50	69	.725	63	84	147	4.6	80	30	19	6	15	198	6.2																													
3	Tyler Murray	27	0	439	16.3	48	107	.449	16	48	.333	28	35	.800	4	37	41	1.5	31	48	25	0	24	140	5.2																													
34	Kason Cheeks	21	5	336	16.0	51	98	.520	0	0	.000	14	38	.368	40	52	92	4.4	37	22	28	2	20	116	5.5																													
7	Anthony Gurley	9	1	167	18.6	35	92	.380	15	40	.375	13	22	.591	7	18	25	2.8	11	14	10	3	5	98	10.9																													
44	Mike Martin	6	2	133	22.2	25	58	.431	7	24	.292	13	16	.813	9	17	26	4.3	22	4	10	1	4	70	11.7																													
7	Jerron Jamerson	12	0	152	12.7	19	40	.475	0	2	.000	15	28	.536	10	16	26	2.2	17	4	11	4	3	53	4.4																													
22	Ryan Smith	18	0	163	9.1	18	38	.474	8	21	.381	3	6	.500	5	11	16	0.9	30	7	4	1	1	47	2.6																													
7	Shawn Van Zant	6	4	149	24.8	15	36	.417	4	17	.235	5	7	.714	1	11	12	2.0	15	14	8	0	3	39	6.5																													
44	Shane Burrell	6	5	93	15.5	11	35	.314	0	3	.000	5	11	.455	9	10	19	3.2	22	4	16	1	4	27	4.5																													
44	Derek Hall	6	1	67	11.2	10	27	.370	1	5	.200	3	6	.500	6	9	15	2.5	12	3	5	0	0	24	4.0																													
44	Zachary Valliere	8	0	64	8.0	7	19	.368	0	0	.000	7	18	.389	8	9	17	2.1	12	3	3	4	2	21	2.6																													
50	Will Creekmore	4	0	70	17.5	8	15	.533	0	3	.000	2	3	.667	7	16	23	5.8	16	0	4	0	0	18	4.5																													
13	Gary Gibson	3	0	63	21.1	6	16	.375	0	7	.000	3	4	.750	2	4	6	2.0	9	11	3	0	4	15	5.0																													
30	Jamil Terrell	3	0	34	11.3	2	5	.400	0	0	.000	0	0	.000	0	10	10	3.3	7	3	2	1	0	4	1.3																													
30	Achuil Lual	1	0	5	5.0	1	1	1.000	0	0	.000	0	0	.000	1	0	1	1.0	1	0	2	0	0	2	2.0																													
TEAM																	53		162		215																																	
Moncton Miracles														33			7867		1300		2766		.470		277		810		.342		7201031		.698		4801139		1619		49.1		885		642		582		90		295		3597		109.0	

TEAM STATISTICS

MNC

OPP

SCORING	3597	3597
Points per game	109.0	109.0
Scoring margin	0.0	-
FIELD GOALS-ATT	1300-2766	1304-2822
Field goal pct	.470	.462
3 POINT FG-ATT	277-810	284-864
3-point FG pct	.342	.329
3-pt FG made per game	8.4	8.6
FREE THROWS-ATT	720-1031	705-1012
Free throw pct	.698	.697
REBOUNDS	1619	1648
Rebounds per game	49.1	49.9
Rebounding margin	-0.9	-
ASSISTS	642	670
Assists per game	19.5	20.3
TURNOVERS	582	584
Turnovers per game	17.6	17.7
Turnover margin	-0.1	-
Assist / turnover ratio	1.1	1.1
STEALS	295	281
Steals per game	8.9	8.5
BLOCKS	90	147
Blocks per game	2.7	4.5
ATTENDANCE	26921	34007
Home games-Avg/Game	17-1583	16-2125
Neutral site-Avg/Game	-	0-0
SCORE BY QUARTERS	1st 2nd 3rd 4th OT1	TOTAL
Opponents	871 869 875 950 30	3595
Moncton Miracles	877 801 936 957 24	3595

NIAGARA RIVER LIONS REGULAR SEASON PLAYER STATS

#	Player	GP	GS	MIN	AVG	FG	FGA	PCT	3P	3PA	.PCT	FTFTA	.PCTOR	DR	REBR/G	PF	A	TO	BLK	ST	PTS	P/G				
11	Logan Stutz	33	32	1167	35.4	262	465	.563	44	115	.383	143	196	.730	100	214	314	9.5	97	60	106	17	41	711	21.5	
3	Sammy Zeglinski	32	32	1157	36.2	156	413	.378	64	209	.306	56	79	.709	22	136	158	4.9	74	258	118	4	40	432	13.5	
30	Da'Quan Cook	31	25	953	30.7	148	340	.435	3	25	.120	116	167	.695	76	136	212	6.8	90	67	107	9	13	415	13.4	
5	Adam Blazek	35	18	958	27.4	134	354	.379	55	175	.314	37	45	.822	46	128	174	5.0	113	105	49	6	66	360	10.3	
2	C. Springer-Williams	35	10	664	19.0	109	265	.411	46	116	.397	78	95	.821	27	64	91	2.6	48	35	53	3	14	342	9.8	
9	Tramar Sutherland	35	10	541	15.5	81	198	.409	19	59	.322	49	71	.690	38	47	85	2.4	65	36	43	1	26	230	6.6	
13	Mike Allison	34	7	649	19.1	82	166	.494	0	1	.000	65	84	.774	78	129	207	6.1	66	27	33	46	20	229	6.7	
6	B.J. Monteiro	13	11	388	29.8	78	165	.473	5	21	.238	45	65	.692	20	65	85	6.5	39	58	35	8	9	206	15.8	
23	Marcus Lewis	15	7	354	23.6	59	129	.457	10	45	.222	21	39	.538	11	23	34	2.3	46	28	30	5	16	149	9.9	
15	Billy Rush	13	8	325	25.0	38	118	.322	24	63	.381	12	20	.600	10	58	68	5.2	29	26	25	2	8	112	8.6	
24	Travis Releford	6	5	199	33.2	40	74	.541	5	17	.294	24	30	.800	12	11	23	3.8	16	18	12	0	7	109	18.2	
32	Samuel Muldrow	11	6	253	23.0	34	78	.436	16	36	.444	17	21	.810	14	55	69	6.3	31	12	15	27	6	101	9.2	
33	Russ Conley	26	1	167	6.4	32	53	.604	1	2	.500	15	23	.652	22	25	47	1.8	19	5	8	5	3	80	3.1	
23	Chris Johnson	11	2	191	17.4	24	61	.393	0	7	.000	9	11	.818	16	22	38	3.5	21	19	12	2	2	57	5.2	
7	Jonathan Dunn	6	0	135	22.5	16	47	.340	9	25	.360	14	20	.700	2	5	7	1.2	10	5	8	0	1	55	9.2	
10	Greg Carter	26	0	179	6.9	9	18	.500	2	4	.500	6	13	.462	6	17	23	0.9	27	30	18	1	9	26	1.0	
21	Dylan Edgar	12	1	48	3.4	6	9	.667	0	0	.000	1	3	.333	4	8	12	1.0	8	0	1	0	0	13	1.1	
25	Samuel Deguara	3	0	8	2.7	1	2	.500	0	0	.000	0	0	.000	2	6	8	2.7	2	0	4	1	0	2	0.7	
TEAM														81	119	200				17						
Niagara River Lions		35		8335		1309	2957	.443	303	921	.329	708	982	.721	587	1268	1855	53.0	802	789	694	137	282	3629	103.7	

TEAM STATISTICS

NIA

OPP

SCORING		3629		3723	
Points per game		103.7		106.4	
Scoring margin		-2.7		-	
FIELD GOALS-ATT		1309-2957		1389-3103	
Field goal pct		.443		.448	
3 POINT FG-ATT		303-921		354-1013	
3-point FG pct		.329		.349	
3-pt FG made per game		8.7		10.1	
FREE THROWS-ATT		708-982		591-812	
Free throw pct		.721		.728	
REBOUNDS		1855		1706	
Rebounds per game		53.0		48.7	
Rebounding margin		4.3		-	
ASSISTS		789		850	
Assists per game		22.5		24.3	
TURNOVERS		694		557	
Turnovers per game		19.8		15.9	
Turnover margin		3.9		-	
Assist / turnover ratio		1.1		1.5	
STEALS		282		374	
Steals per game		8.1		10.7	
BLOCKS		137		190	
Blocks per game		3.9		5.4	
ATTENDANCE		22779		39825	
Home games-Avg/Game		18-1265		17-2342	
Neutral site-Avg/Game		-		0-0	
SCORE BY QUARTERS	1st	2nd	3rd	4th	TOTAL
Opponents	878	903	980	962	3723
Niagara River Lions	891	856	895	978	3620

ORANGEVILLE A'S REGULAR SEASON PLAYER STATS

#	Player	GP	GS	MIN	AVG	FG	FGA	PCT	3P	3PA	.PCT	FTFTA	.PCTOR	DR	REBR/G	PF	A	TO	BLK	ST	PTS	P/G					
20	Justin Moss	35	34	1097	31.3	240	465	.516	2	8	.250	212	299	.709	105	210	315	9.0	136	50	103	22	28	694	19.8		
13	Richard Amardi	34	15	814	24.0	148	396	.374	77	234	.329	40	64	.625	42	105	147	4.3	110	50	46	16	38	413	12.1		
24	Flenard Whitfield	30	19	717	23.9	143	341	.419	41	125	.328	44	59	.746	49	113	162	5.4	92	43	62	10	16	371	12.4		
12	Bilal Benn	33	32	1179	35.7	131	282	.465	10	38	.263	42	53	.792	64	143	207	6.3	93	170	97	5	50	314	9.5		
21	Louis Munks	23	12	676	29.4	97	259	.375	57	164	.348	37	53	.698	23	64	87	3.8	54	47	38	3	12	288	12.5		
10	Dominic Cheek	14	9	495	35.3	80	182	.440	42	111	.378	47	62	.758	14	48	62	4.4	30	44	19	2	24	249	17.8		
2	Rick Bodiford	25	9	613	24.5	72	175	.411	16	65	.246	83	105	.790	28	76	104	4.2	67	52	38	4	20	243	9.7		
3	Lewis Jackson	17	12	503	29.6	85	199	.427	7	36	.194	40	56	.714	7	55	62	3.6	46	119	42	1	28	217	12.8		
34	Tyrone Watson	12	4	390	32.5	88	132	.667	0	0	.000	21	46	.457	29	48	77	6.4	43	32	21	2	13	197	16.4		
5	Da'Quan Brooks	18	16	594	33.0	60	144	.417	21	69	.304	45	55	.818	7	41	48	2.7	23	161	45	1	25	186	10.3		
31	Erik Copes	26	1	449	17.3	66	143	.462	0	0	.000	17	30	.567	41	64	105	4.0	63	9	27	29	8	149	5.7		
4	Jameson Tipping	16	11	369	23.1	33	87	.379	21	64	.328	15	19	.789	11	50	61	3.8	49	28	32	1	12	102	6.4		
15	David Tyndale	16	1	176	11.0	17	42	.405	5	18	.278	14	21	.667	2	8	10	0.6	17	26	21	1	5	53	3.3		
30	Brandon Austin	5	0	101	20.2	19	55	.345	3	21	.143	4	8	.500	5	8	13	2.6	20	6	10	0	6	45	9.0		
34	Robert Diggs	8	0	95	11.9	19	40	.475	0	1	.000	7	10	.700	16	10	26	3.3	15	2	4	3	4	45	5.6		
32	Douglas "Freddy" Appiah	8	0	60	7.5	8	17	.471	3	7	.429	0	1	.000	2	1	3	0.4	16	15	8	0	5	19	2.4		
21	Anto Raic	7	0	52	7.4	4	19	.211	3	16	.188	4	5	.800	4	7	11	1.6	9	2	2	1	1	15	2.1		
10	Daniel O'Keefe	8	0	37	4.6	1	6	.167	1	4	.250	0	0	.000	2	6	8	1.0	5	1	1	0	2	3	0.4		
15	Bryson Johnson	2	0	6	3.0	1	2	.500	1	2	.500	0	0	.000	0	0	0	0.0	2	0	0	0	0	3	1.5		
TEAM														65	106	171											
Orangeville A's		35		8423		1312	2986	.439	310	983	.315	672	946	.710	516	1163	1679	48.0	894	858	625	101	305	3606	103.0		

TEAM STATISTICS

	ORA	OPP
SCORING	3606	3819
Points per game	103.0	109.1
Scoring margin	-6.1	-
FIELD GOALS-ATT	1312-2986	1378-2965
Field goal pct	.439	.465
3 POINT FG-ATT	310-983	353-1003
3-point FG pct	.315	.352
3-pt FG made per game	8.9	10.1
FREE THROWS-ATT	672-946	710-968
Free throw pct	.710	.733
REBOUNDS	1679	1768
Rebounds per game	48.0	50.5
Rebounding margin	-2.5	-
ASSISTS	858	840
Assists per game	24.5	24.0
TURNOVERS	625	614
Turnovers per game	17.9	17.5
Turnover margin	0.3	-
Assist / turnover ratio	1.4	1.4
STEALS	305	327
Steals per game	8.7	9.3
BLOCKS	101	149
Blocks per game	2.9	4.3
ATTENDANCE	5637	53973
Home games-Avg/Game	16-352	19-2840
Neutral site-Avg/Game	-	0-0
SCORE BY QUARTERS	1st 2nd 3rd 4th OT1 TOTAL	TOTAL
Opponents	911 874 1006 1001 18	3810
Orangeville A's	828 871 925 968 13	3605

SAINT JOHN MILL RATS REGULAR SEASON PLAYER STATS

#	Player	GP	GS	MIN	AVG	FG	FGA	PCT	3P	3PA	PCT	FTFTA	PCTOR	DR	REBR/G	PF	A	TO	BLK	ST	PTS	P/G																																
25	Gabe Freeman	34	34	1018	29.9	257	536	.479	31	129	.240	152	194	.784	108	176	284	8.4	146	51	63	26	43	697	20.5																													
12	Anthony Anderson	34	34	1315	38.7	187	466	.401	65	198	.328	140	177	.791	23	101	124	3.6	67	187	69	2	43	579	17.0																													
15	Doug Herring Jr	31	25	1122	36.2	159	370	.430	41	133	.308	151	193	.782	23	116	139	4.5	62	192	65	13	34	510	16.5																													
32	Jean-Richard Volcy	33	18	911	27.6	135	305	.443	72	193	.373	61	81	.753	44	164	208	6.3	120	72	54	13	37	403	12.2																													
23	Johnny Mayhane	25	21	670	26.8	103	248	.415	73	173	.422	22	29	.759	16	51	67	2.7	51	35	31	2	15	301	12.0																													
2	Corey Allmond	16	6	515	32.2	80	207	.386	49	133	.368	48	52	.923	12	12	24	1.5	27	51	25	0	15	257	16.1																													
0	Anthony Stover	27	20	725	26.8	87	167	.521	0	1	.000	26	68	.382	82	135	217	8.0	76	30	40	110	9	200	7.4																													
2	Chris Smith	15	0	336	22.4	53	117	.453	15	37	.405	60	72	.833	21	26	47	3.1	32	32	30	0	9	181	12.1																													
21	Garrius Holloman	26	3	422	16.2	64	133	.481	12	36	.333	27	36	.750	19	51	70	2.7	39	28	30	7	9	167	6.4																													
34	Darren Moore	23	3	339	14.7	41	72	.569	0	0	.000	46	54	.852	33	39	72	3.1	82	7	28	7	7	128	5.6																													
10	Jabs Newby	22	1	261	11.9	28	68	.412	2	11	.182	25	32	.781	13	20	33	1.5	22	33	29	0	10	83	3.8																													
34	Keith Gayden	10	1	167	16.7	30	57	.526	3	10	.300	14	19	.737	9	19	28	2.8	32	4	14	3	5	77	7.7																													
35	Olu Famutimi	8	0	129	16.1	17	42	.405	8	20	.400	8	9	.889	0	12	12	1.5	9	6	9	1	3	50	6.3																													
35	Denny McDonald	19	0	93	4.9	10	20	.500	0	0	.000	10	16	.625	6	9	15	0.8	12	4	4	3	5	30	1.6																													
11	Robinson Odoch-Opong	8	1	67	8.4	6	22	.273	5	18	.278	4	4	1.000	1	3	4	0.5	4	2	4	0	1	21	2.6																													
10	Al Stewart	3	0	43	14.3	6	11	.545	0	1	.000	1	2	.500	2	1	3	1.0	2	6	5	0	4	13	4.3																													
21	Marlin Mason	5	2	30	6.0	4	7	.571	0	2	.000	1	2	.500	2	7	9	1.8	7	3	3	1	0	9	1.8																													
2	Modibo Diarra	1	0	7	7.0	2	2	1.000	0	0	.000	0	0	.000	0	2	2	2.0	1	0	0	1	0	4	4.0																													
42	Mike Armstrong	6	1	12	2.0	2	4	.500	0	0	.000	0	0	.000	0	1	1	0.2	4	0	0	0	1	4	0.7																													
10	Mike Anderson	1	0	9	9.0	1	2	.500	1	2	.500	0	0	.000	0	0	0	0.0	1	0	1	0	0	3	3.0																													
23	Ahmen Fells	1	0	5	5.0	1	3	.333	1	1	1.000	0	0	.000	1	1	2	2.0	0	1	0	0	0	3	3.0																													
0	Aaron Spears	1	0	3	3.0	1	1	1.000	0	0	.000	0	0	.000	0	0	0	0.0	1	0	0	0	0	2	2.0																													
11	Dave Seagers	1	0	3	3.0	0	0	.000	0	0	.000	0	0	.000	0	0	0	0.0	1	0	1	0	0	0	0.0																													
TEAM														38			234		272																																			
Saint John Mill Rats														34			8200		1274		2860		.445		378		1098		.344		7961040		.765		4531180		1633		48.0		801		745		514		189		262		3722		109.5	

TEAM STATISTICS

	STJ	OPP
SCORING	3722	3729
Points per game	109.5	109.7
Scoring margin	-0.2	-
FIELD GOALS-ATT	1274-2860	1369-2953
Field goal pct	.445	.464
3 POINT FG-ATT	378-1098	324-903
3-point FG pct	.344	.359
3-pt FG made per game	11.1	9.5
FREE THROWS-ATT	796-1040	667-910
Free throw pct	.765	.733
REBOUNDS	1633	1734
Rebounds per game	48.0	51.0
Rebounding margin	-3.0	-
ASSISTS	745	765
Assists per game	21.9	22.5
TURNOVERS	514	521
Turnovers per game	15.1	15.3
Turnover margin	-0.2	-
Assist / turnover ratio	1.4	1.5
STEALS	262	284
Steals per game	7.7	8.4
BLOCKS	189	94
Blocks per game	5.6	2.8
ATTENDANCE	26661	29494
Home games-Avg/Game	15-1777	19-1552
Neutral site-Avg/Game	-	0-0
SCORE BY QUARTERS	1st 2nd 3rd 4th OT1	TOTAL
Opponents	883 850 929 1021 44	3727
Saint John Mill Rats	866 870 1010 945 31	3722

WINDSOR EXPRESS REGULAR SEASON PLAYER STATS

#	Player	GP	GS	MIN	AVG	FG	FGA	PCT	3P	3PA	.PCT	FTFTA	.PCTOR	DR	REBR/G	PF	A	TO	BLK	ST	PTS	P/G					
24	Chris Commons	33	33	1249	37.8	266	531	.501	63	172	.366	89	127	.701	54	155	209	6.3	105	74	59	54	40	684	20.7		
15	Brandon Robinson	32	30	1236	38.6	208	477	.436	83	239	.347	132	149	.886	38	169	207	6.5	110	151	81	17	73	631	19.7		
5	Tony Bennett	32	30	1180	36.9	173	458	.378	54	212	.255	77	112	.688	47	86	133	4.2	118	218	111	6	73	477	14.9		
22	Shaquille Keith	34	18	776	22.8	117	256	.457	17	62	.274	101	140	.721	33	100	133	3.9	80	67	71	8	24	352	10.4		
32	Kirk Williams Jr	25	9	719	28.8	144	281	.512	21	68	.309	43	68	.632	63	92	155	6.2	70	31	33	20	25	352	14.1		
1	Maurice Bolden	32	19	765	23.9	133	275	.484	27	79	.342	44	61	.721	68	157	225	7.0	102	56	58	49	33	337	10.5		
14	Alex Johnson	28	0	464	16.6	39	107	.364	17	47	.362	33	44	.750	10	42	52	1.9	38	72	40	0	24	128	4.6		
12	Adrian Moss	16	12	493	30.8	48	124	.387	15	53	.283	14	18	.778	4	54	58	3.6	47	98	18	2	32	125	7.8		
4	Sherron Collins	10	8	256	25.6	31	83	.373	14	42	.333	10	12	.833	2	17	19	1.9	19	50	16	1	7	86	8.6		
40	Theo Davis	19	6	199	10.5	15	34	.441	0	0	.000	10	19	.526	30	38	68	3.6	47	10	14	14	5	40	2.1		
11	Eric Frederick	11	0	90	8.2	13	32	.406	7	20	.350	5	7	.714	6	13	19	1.7	15	8	12	1	6	38	3.5		
23	Rudolphe Joly	8	0	98	12.3	16	26	.615	0	0	.000	6	8	.750	17	22	39	4.9	16	5	10	3	0	38	4.8		
13	Jahmal McQueen	18	0	126	7.0	14	36	.389	4	13	.308	1	1	1.000	9	20	29	1.6	18	5	9	4	3	33	1.8		
23	Shane Ross	7	2	82	11.7	13	25	.520	0	0	.000	6	7	.857	9	13	22	3.1	16	2	6	1	2	32	4.6		
10	Billy Rush	7	0	98	14.0	11	33	.333	3	18	.167	4	6	.667	2	13	15	2.1	9	6	1	1	2	29	4.1		
44	Ljubisa Vrcelj	17	0	151	8.9	11	30	.367	0	2	.000	6	10	.600	13	21	34	2.0	35	4	9	4	4	28	1.6		
4	Raheem Singleton	2	2	54	27.0	4	14	.286	1	6	.167	6	8	.750	1	1	2	1.0	7	9	3	0	0	15	7.5		
11	Chris Matthews	9	1	51	5.7	4	14	.286	2	10	.200	0	0	.000	1	3	4	0.4	9	2	5	0	0	10	1.1		
14	Jabs Newby	6	0	34	5.7	1	5	.200	0	1	.000	6	8	.750	1	2	3	0.5	6	6	1	1	0	8	1.3		
23	Paul Cooper	4	0	28	7.0	3	4	.750	0	0	.000	1	2	.500	3	4	7	1.8	8	1	4	1	0	7	1.8		
44	James Hughes	2	0	17	8.5	2	3	.667	0	0	.000	0	0	.000	3	2	5	2.5	3	0	0	3	0	4	2.0		
12	Denny McDonald	3	0	19	6.3	1	5	.200	0	0	.000	1	2	.500	2	6	8	2.7	3	1	2	0	1	3	1.0		
TEAM														45	76	121											
Windsor Express	34		8185		1267	2853	.444	328	1044	.314	595	809	.735	461	1106	1567	46.1	885	876	571	190	358	3457	101.7			

TEAM STATISTICS

	WIN	OPP
SCORING	3457	3420
Points per game	101.7	100.6
Scoring margin	1.1	-
FIELD GOALS-ATT	1267-2853	1231-2784
Field goal pct	.444	.442
3 POINT FG-ATT	328-1044	318-936
3-point FG pct	.314	.340
3-pt FG made per game	9.6	9.4
FREE THROWS-ATT	595-809	640-901
Free throw pct	.735	.710
REBOUNDS	1567	1672
Rebounds per game	46.1	49.2
Rebounding margin	-3.1	-
ASSISTS	876	820
Assists per game	25.8	24.1
TURNOVERS	571	667
Turnovers per game	16.8	19.6
Turnover margin	-2.8	-
Assist / turnover ratio	1.5	1.2
STEALS	358	288
Steals per game	10.5	8.5
BLOCKS	190	98
Blocks per game	5.6	2.9
ATTENDANCE	19982	29037
Home games-Avg/Game	17-1175	17-1708
Neutral site-Avg/Game	-	0-0
SCORE BY QUARTERS	1st 2nd 3rd 4th OT1	TOTAL
Opponents	818 842 854 903 3	3420
Windsor Express	782 849 900 911 15	3457

**NATIONAL BASKETBALL LEAGUE OF CANADA
LEAGUE OFFICE CONTACT INFORMATION**



**National
Basketball
League of
Canada**

Executive Offices

75 Blackfriars St
London, Ontario N6H 1K8
Phone: 519-433-0634
Fax: 519-433-9904
info@nblcanada.ca
Connect with us:
www.nblcanada.ca
www.twitter.com/nblcanda
www.facebook.com/nblcanada



**Ligue
nationale de
basketball du
Canada**